



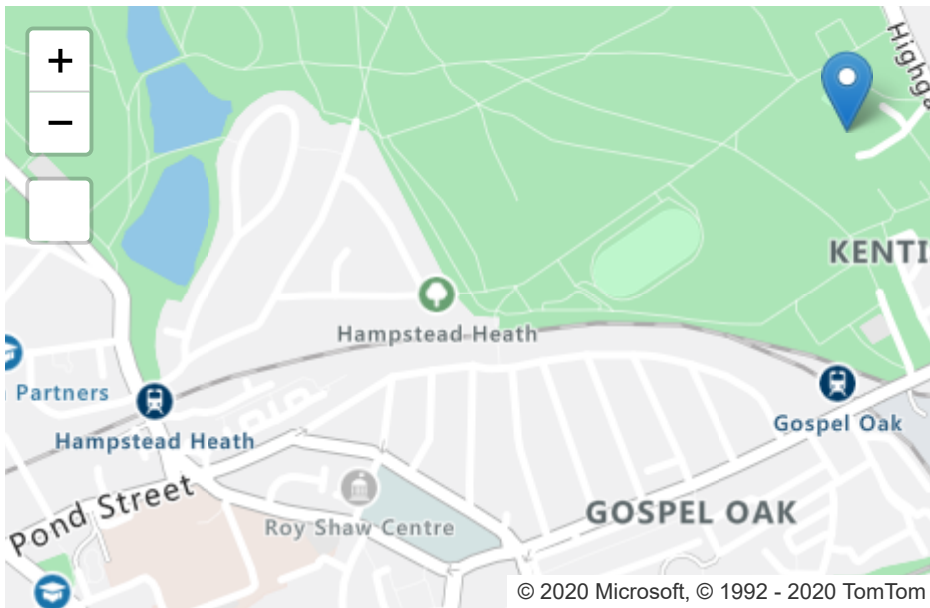
Help develop Schools financial benchmarking [Get involved in making this service better \(opens in new tab or window\)](#) [\(/help/get-involved\)](#)

[No thanks](#)

William Ellis School

Address:	Highgate Road, London, NW5 1RN (https://www.google.co.uk/maps?q=William Ellis School,Highgate Road, London, NW5 1RN)
Telephone number:	02072679346 Do you have a query about this school's data? (/Help/DataQueries)
Local authority:	Camden (/SchoolSearch/Search?nameId=&suggestionUrn=&trustnameId=&trustsuggestionUrn=&locationorpostcode=&LocationCoordinates=&openOnly=true&laCodeName=202&SelectedLocalAuthorityId=&searchType=search-by-la-code-name)
School type:	Voluntary aided school
School phase:	Secondary
Number of pupils:	844
URN:	100056
Ofsted rating:	2 Good Ofsted report (https://reports.ofsted.gov.uk/inspection-reports/find-inspection-report/provider/ELS/100056) Inspected 01 March 2017
LAESTAB:	202 4688
Age range of pupils:	11 to 18
Headteacher's name:	Izzy Jones
Has sixth form:	Yes
Has nursery:	No
School website:	http://www.williamellis.camden.sch.uk/ (http://www.williamellis.camden.sch.uk/)
Data from other services:	School performance tables (https://www.compare-school-performance.service.gov.uk/school/100056) Get more information (https://get-information-

Skip the map



Expenditure

£6.43m

2018 - 2019

Income

£6.32m

2018 - 2019

In-year balance

-£112.3k

2018 - 2019

Workforce

Filters

School workforce (Full Time Equivalent)

This is the full-time equivalent (Full Time Equivalent) of the total school workforce.

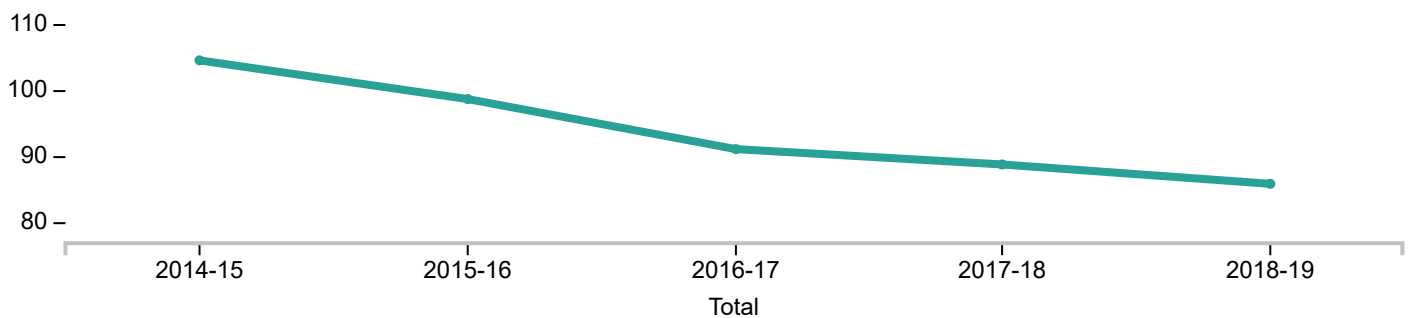
It includes:

- classroom Teachers (Full Time Equivalent)
- Senior leadership (Full Time Equivalent)
- teaching assistants (Full Time Equivalent)
- non-classroom-based support staff

For more information about this chart, read our guidance on [Interpreting the data](#).

2018 - 2019

85.9



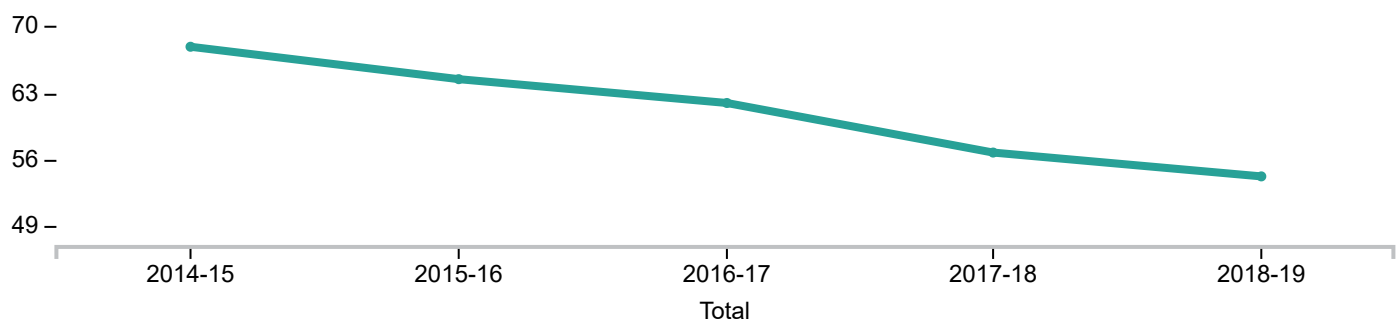
Total number of teachers (Full Time Equivalent)

This is the full-time equivalent of all classroom and leadership teachers.

For more information about this chart, read our guidance on [Interpreting the data](#).

2018 - 2019

54.3



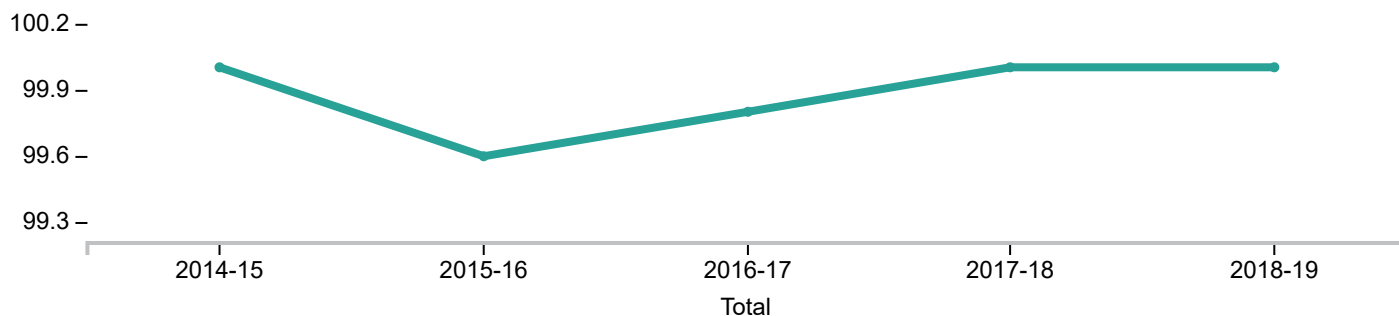
Teachers with Qualified Teacher Status (%)

This is the number of teachers with Qualified Teacher Status divided by the total number of teachers in the school.

For more information about this chart, read our guidance on [Interpreting the data](#).

2018 - 2019

100



Senior leadership (Full Time Equivalent)

This is the full-time equivalent of senior leadership roles.

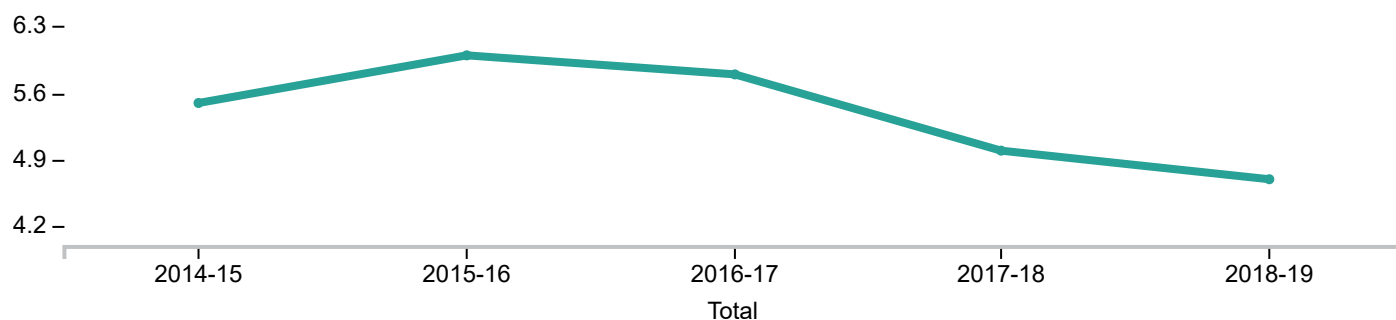
It includes:

- headteachers
- deputy headteachers
- assistant headteachers

For more information about this chart, read our guidance on [Interpreting the data](#).

2018 - 2019

4.7



Teaching assistants (Full Time Equivalent)

This is the full-time equivalent of teaching assistants.

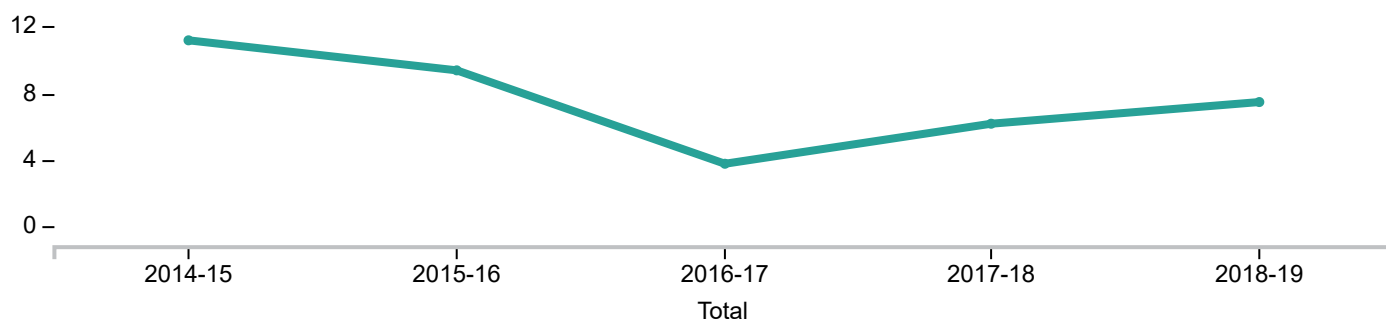
It includes:

- teaching assistants
- higher level teaching assistants
- minority ethnic and special educational needs support staff

For more information about this chart, read our guidance on [Interpreting the data](#).

2018 - 2019

7.5



Non-classroom support staff - excluding auxiliary staff (Full Time Equivalent)

This is the full-time equivalent of non-classroom-based support staff.

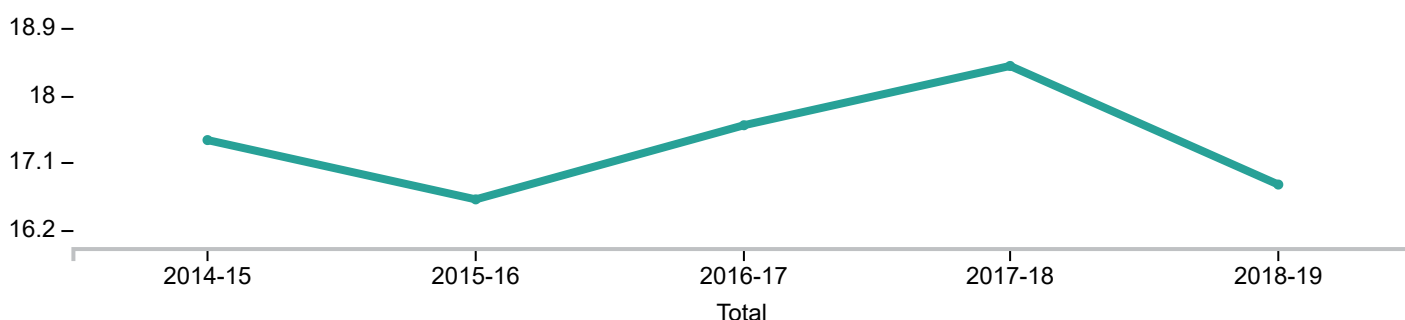
It excludes:

- auxiliary staff
- third party support staff

For more information about this chart, read our guidance on [Interpreting the data](#).

2018 - 2019

16.8



Auxiliary staff (Full Time Equivalent)

This is the full-time equivalent of full and part-time auxiliary staff.

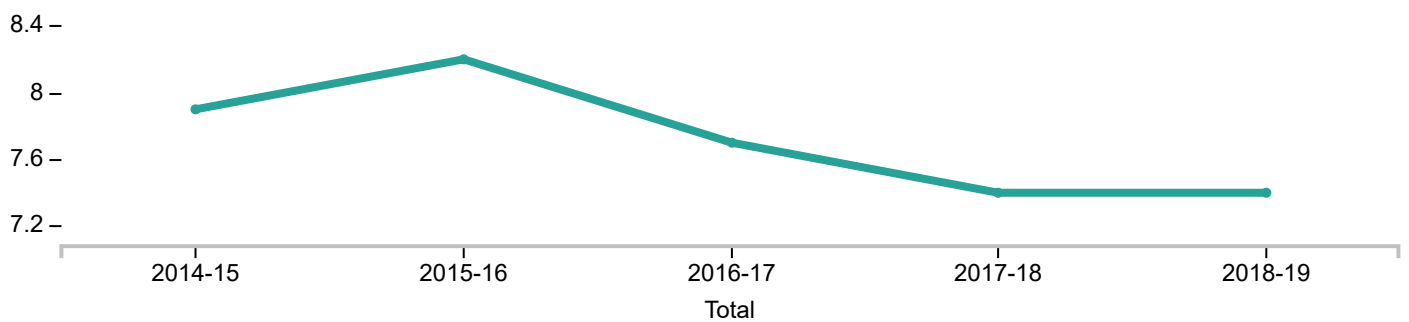
It includes:

- catering
- school maintenance staff

For more information about this chart, read our guidance on [Interpreting the data](#).

2018 - 2019

7.4



School workforce (headcount)

This is the total headcount of the school workforce.

It includes:

- full and part-time teachers (including school leadership teachers)
- teaching assistants
- non-classroom-based support staff

For more information about this chart, read our guidance on [Interpreting the data](#).

2018 - 2019

95

