

**RESPECTFUL**

**RESOURCEFUL**

**RESILIENCE**

Language for  
Learning &  
Praise Points!

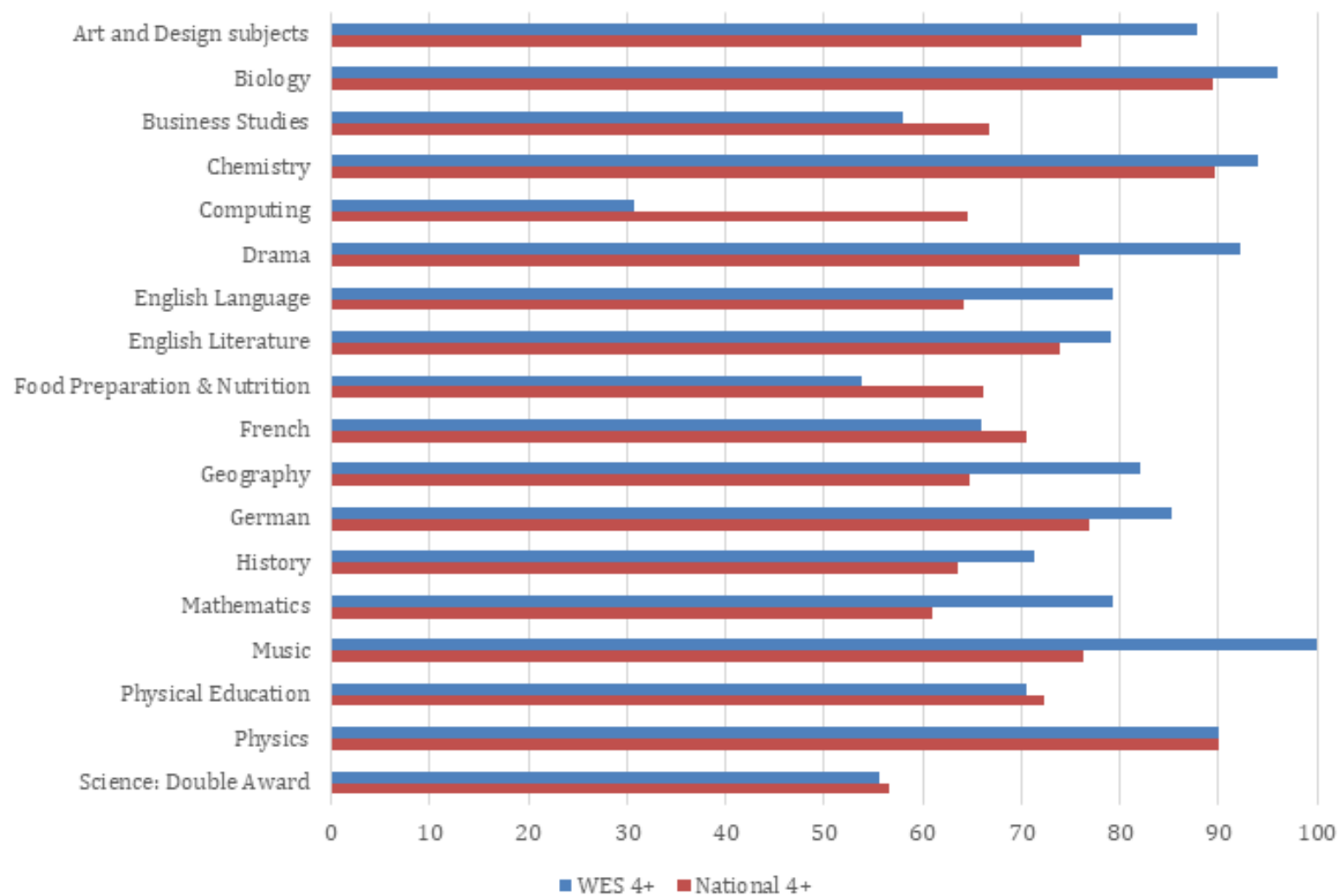
**RESPONSIBLE**

**REFLECTION**

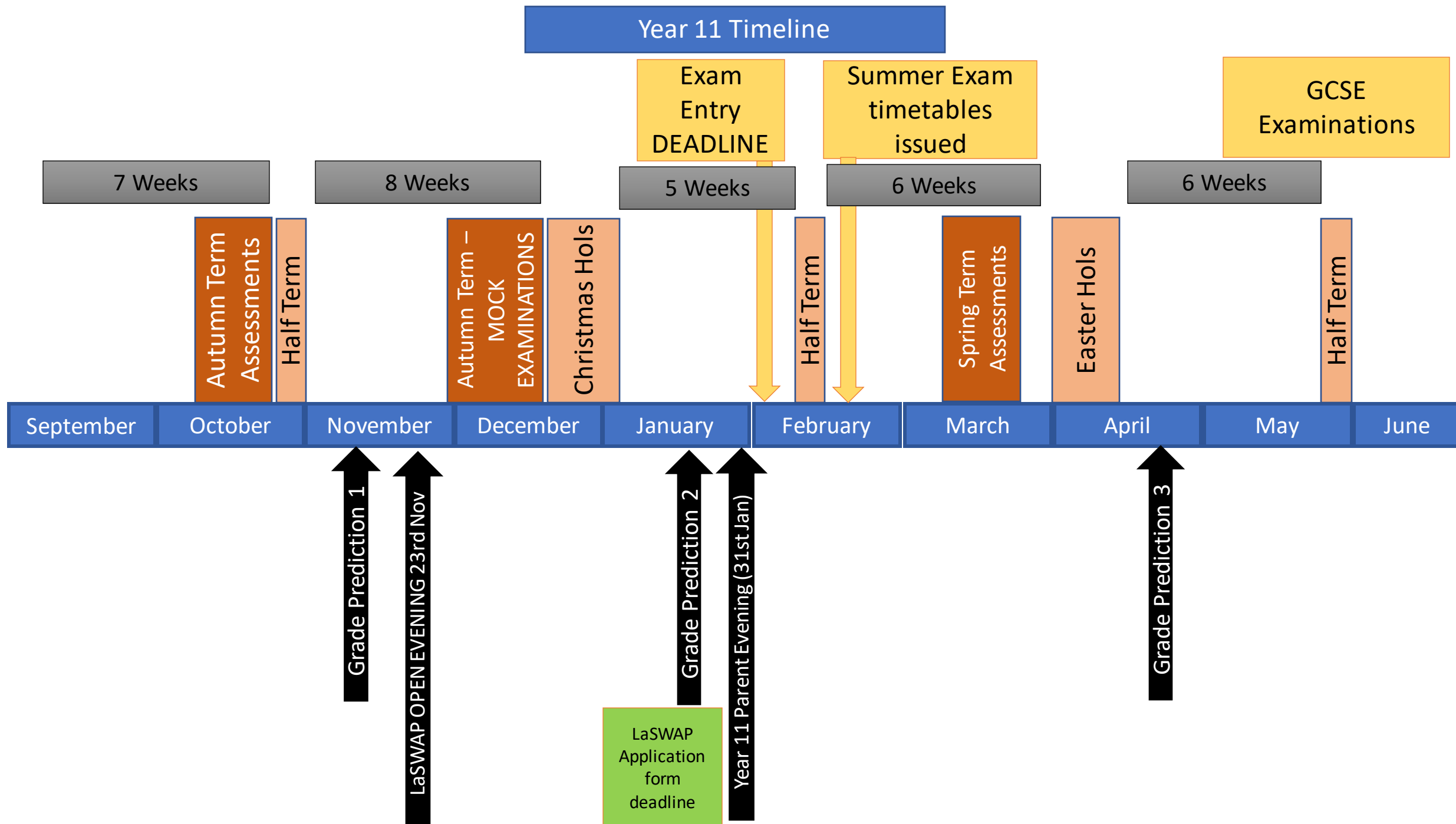


- **70% of boys achieved 5 or more GCSEs at grades 4 to 9, including English and Maths**
- **74% achieved grades 4 to 9 in both English and Maths and 60% achieved at least grades 5 in both**
- **Half of boys achieved at least one GCSE at the top grades 7 to 9**
- **29% of all results were grades 7 to 9**
- **In English 83% of boys achieved at least grade 4, 72% achieved at least grade 5 and 30% achieved at least a grade 7**
- **In Maths 79% of boys achieved at least grade 4, 65% achieved at least grade 5 and 34% achieved at least a grade 7**
- **In Languages, in which 90% of all students sat a GCSE, 61% achieved a grade 4 or above.**
- **72% of the cohort achieved 2 or more Science GCSEs at grade 4 and above**
- **55% of students achieved the English Baccalaureate (English, Maths, Geography or History, two Sciences and a Foreign Language at grades 4 to 9). 29% achieved a grade 5 or above in this suite of subjects.**

School subject results compared to national (2023)



Grade	No.
9	9
8	1
7	3
6	
5	2

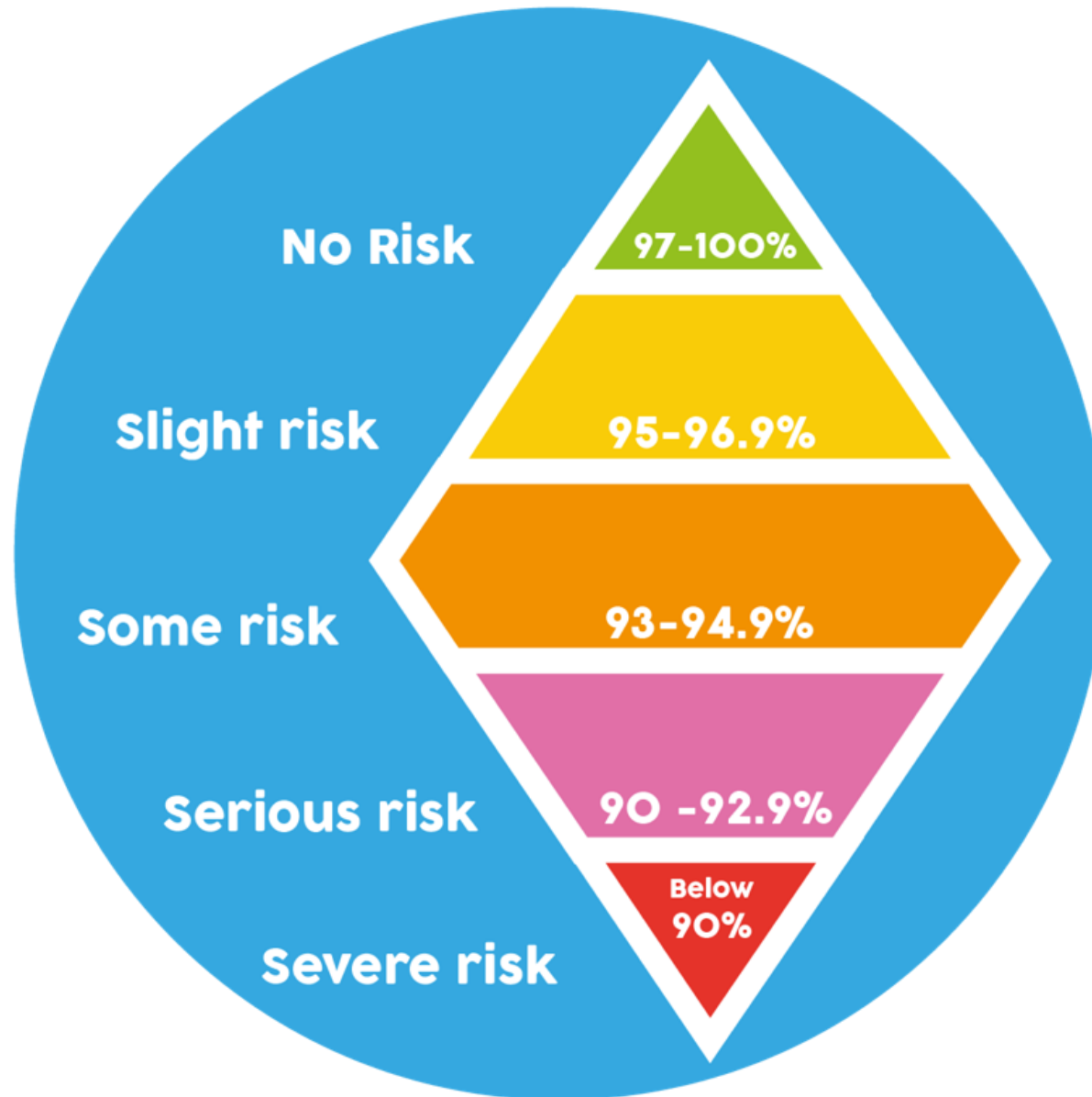


# 28 Teaching Weeks

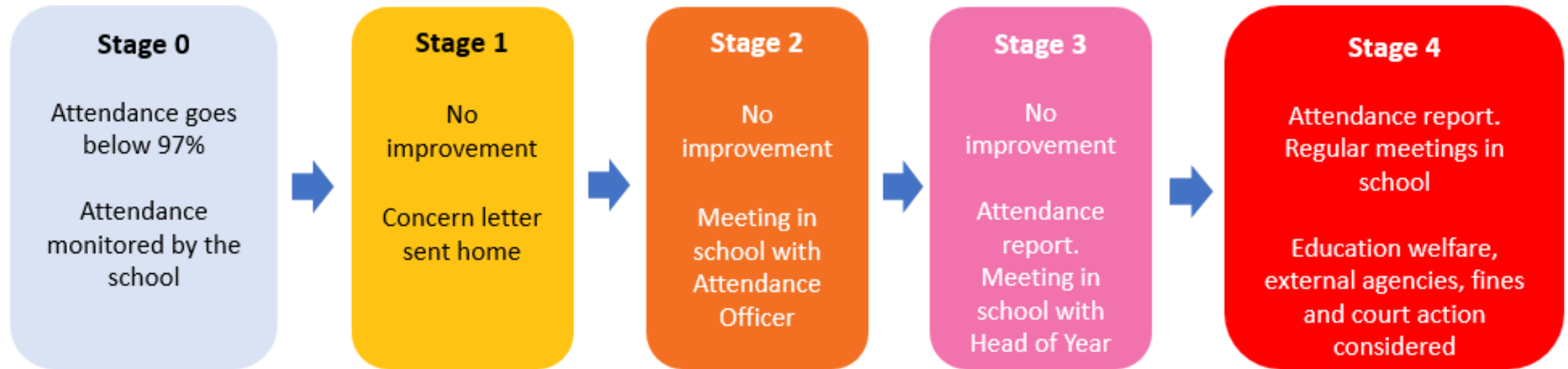
*(before WRITTEN exams start)*

Subject	Lessons per cycle	Approx Total
Maths	8	112
English	9	126
Science (Combined)	9	126
MFL	5	70
Option	5	70

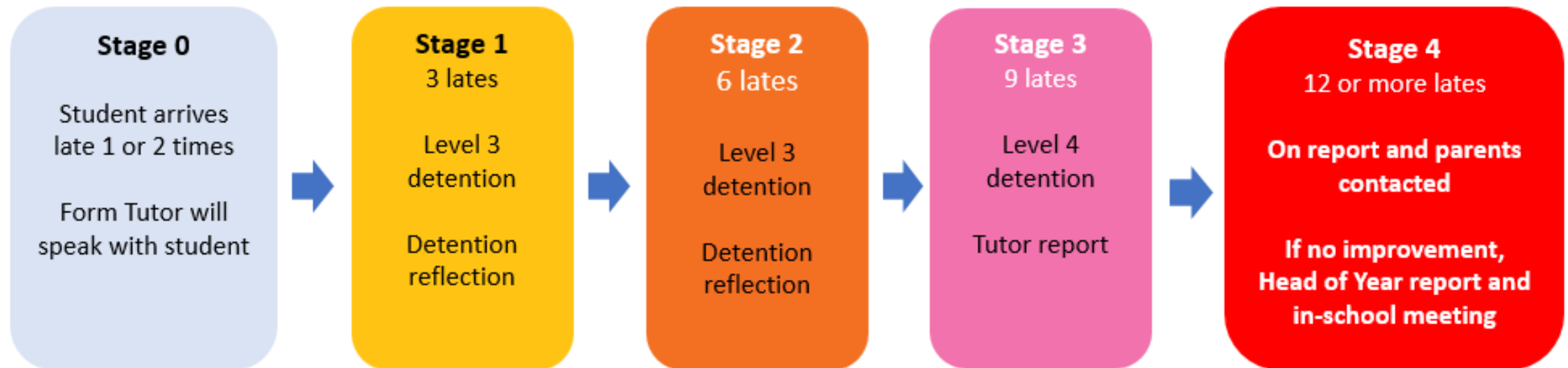
# Attendance and Punctuality

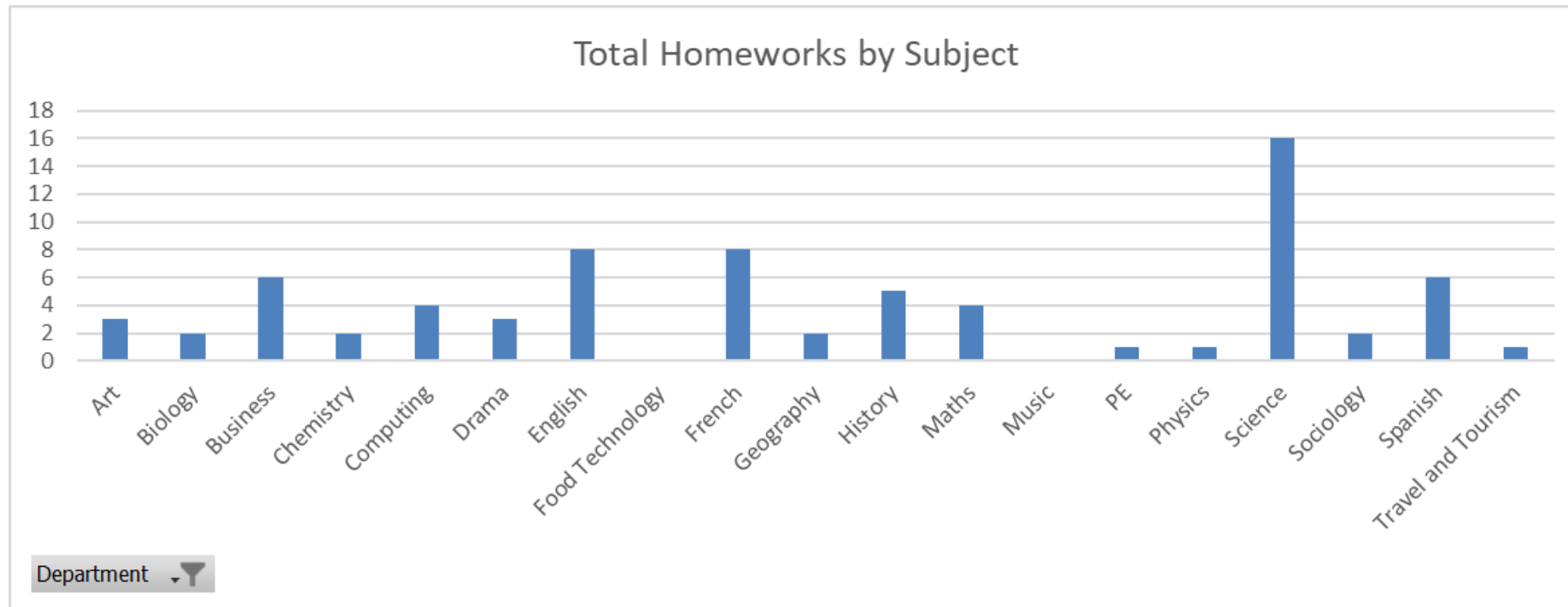


### Attendance stages



### Punctuality stages





Remember

# SATCHELONE

You are going to the Study Hub!

You are staying behind to work after pm  
registration

*Room 5*

Independent study

Keeping up to date with homework

**CHECK DAILY**

Subject	Autumn 1	Autumn 2	Spring 1	Spring 2	Summer 1
<b>Art</b>	Together and apart project	Together and apart project- developments and thumbnails planning for outcome and mock exam.	Externally set assignment	Externally set assignment	Externally set assignment
<b>Business Studies</b>	Topic 2.1 Growing the business/ Topic 2.2 Making marketing decisions	Topic 2.3 Making operational decisions/ Topic 2.4 Making financial decisions	Topic 2.4 Making financial decisions/	Topic 2.5 Making human resource decisions	Topic 1.5
<b>Computing</b>	Programming Techniques	Producing Robust Programs, Logic Gates, Translators & Facilities of languages	Data Representation	Computer Architecture, Computer Memory, Computer Storage, WIFI & Wired Networks, Computer Networks, Network Security	Programming Techniques, Producing Robust Programs, Logic Gates, Translators & Facilities of languages, Data Representation
<b>Drama</b>	DNA' (set text) - writing skills.	Evaluation of live theatre using DNA recording - writing skills.	Refresher of script skills, prepare Component 2 performance	Component 2 performance, 'DNA' revision	DNA' revision
<b>English Language</b>		AQA Paper 2 (8700/2, Writing from Different Viewpoints & Perspectives)		AQA Paper 1 (8700/1, Explorations in Creative Reading & Writing)	Practising key high-value language questions, incl. reviewing paper 2
<b>English Literature</b>	Resuming 'Romeo and Juliet'. Beginning Poems from the OCR 'Love and Relationships' section of the 'Towards A World Unknown' anthology	OCR 'Love and Relationships' poetry (see left)	Revision of the English literature set texts and exam practice	Revision of the English literature set texts and exam practice	Final examinations
<b>Food</b>	Coursework - introductojn to the brief: AC1.1 Describe functions of nutrients in the body, AC1.2 compare nutritional needs, AC1.3 Explain characteristic of unsatisfactory nutritional intake, AC1.4 Explain how cooking methods impact on nutritional value.	Task 1 AC2.1 Explain factors to consider when preparing dishes for menus, AC2.2 Explain how dishes on menus address environmental issues, AC2.3 Explain how menu dishes address environmental issues, AC2.3 Explain how menu dishes meet customer needs.	Task 2: AC2.4 Plan production of dishes for a menu	Task 3: Use of techniques in preparation of commodities, AC3.2 Assure qualities..., AC3.3 Use of techniques..., Complete dishes using presentation techniques. AC3.5 Use food safety practices	2.4 Evaluation of cooking skills
<b>French</b>	Social Issue - charities, voluntary work	Global Issues - environment, inequality, etc	School, Ambitions, Future plans (careers, future study)	Cont. Then Revision	Revision and exam preparation
<b>Geography</b>	Changing Cities/ Global Development	Global Development/Water Resource Management	UK Challenges	Urban Fieldwork	Revision and exam preparation
<b>German</b>	Social Issue - charities, voluntary work	Global Issues - environment, inequality, etc	School, Ambitions, Future plans (careers, future study)	Cont. Then Revision	Revision and exam preparation
<b>Graphics</b>	Together and apart project	Together and apart project- developments and thumbnails planning for outcome and mock exam	Externally set assignment	Externally set assignment	Externally set assignment
<b>History</b>	Norman England	Migration, Empires and People Vectors and Proof (H)	Migration, Empires and People	Migration, Empires and People	Revision
<b>Maths</b>	Further statistics (H) Equations and Graphs(H) Multiplicative reasoning (F)	Fractions, Indices and Standard Form (F) Congruence, Similarity and Vectors (F)	Proportion and Graphs (H) Algebra 2 (F)	Revision (Hand F)	Revision (Hand F)
<b>Music</b>	Composition - Free Composition Programme note (deadline half term). Inspiration Composition to a brief (second half term) - mind-map, graphic score Performance-Final solo performance (half term) Ensemble performance decided (second half term). Listening - Melodic Dictation, Cadence Identification	Composition - 1 minute composition brief set by AQA Performance- Ensemble Practice Listening - Long questions practice - Mock Exam practise	Composition - Complete composition to a brief. Score, programme note for both compositions complete. Performance- Ensemble 2 minute performance Practice Listening - Mozart and Paul Simon. Extended written response questions. Exam technique for cadences, dictations, Tempo and intervals	Performance- Ensemble 2 minute performance final performance. Practice Listening - Area of Study 1-4	Listening - Exam Revision, Practise Papers and Practise Questions
<b>PE (GCSE)</b>	Unit 2: Stress management, Aggression, Personality, Motivation & Social groups - Unit 4: Trampolining & Table tennis	Unit 2: Commercialisation, Technology in Sport, Conduct of Performers - Unit 4: Trampolining & table tennis	Unit 2: Drugs in Sport, Spectator behaviour, Health and Fitness, Sedentary Lifestyle, Obesity, Somatotypes - Unit 4: Choice	Unit 2: Diet - Unit 4 Choice	Revision of Unit 1 & 2
<b>PE Core</b>	Football	Table tennis & Badminton	Fitness	Football (Rugby from 2024)	Basketball
<b>PSHE/Tutorial</b>	Race/Future Pathways and Careers	Personal Safety/ Money Management/Academic Mentoring	Physical Health/Futures - Sixth Form Applications/Academic Mentoring	Respectful Relationships/Revision Strategies	Stress and Coping Strategies/Revision Strategies/Examination Prep
<b>Science-Biology (Combined)</b>	B10 Nervous System and B11 - The endocrine system	B13 - Reproduction	B14 - Variation, B15 - Evolution	B16 - Adaptations, B17 - Ecosystems, B18 - Biodiversity	Revision Paper 1 and 2 units
<b>Science-Biology (Triple)</b>	B12 - Homeostasis, B13 - Reproduction	B14 - Variation, B15 - Evolution, B16 - Adaptations	B17 - Ecosystems, B18 - Biodiversity	Revision of Paper 2 units	Revision of Paper 1 units
<b>Science-Chemistry (Combined)</b>	Chemical Analysis/Rates	Rates	C7 Energy Changes in reactions	C5 Reactions of Acids	Exam prep.
<b>Science-Chemistry (triple)</b>	C8 Rates (all), Resources revision (RDA), Energy Changes (ASM)	Chemical Analysis, preparation for mocks	Revision	Revision	Exam Prep.
<b>Science-Physics (Combined)</b>	Heating (P2) and Particles (P6)	Forces in balance (P8)	Forces and motion (P9)	Forces and motion (P10/P11)	Revision
<b>Science-Physics (Triple)</b>	Particles (P6) and Forces in balance (P8)	Forces in balance and Forces in motion (P9)	Forces and motion (P10/11)	Pressure	Revision
<b>Spanish</b>	Social Issue - charities, voluntary work	Global issues	School and Future careers/ambitions	cont. then revision	cont. then revision
<b>Sociology</b>	Functions of Crime	Patterns of Crime	The Functions of Social Stratification	Inequalities and Poverty	Revision

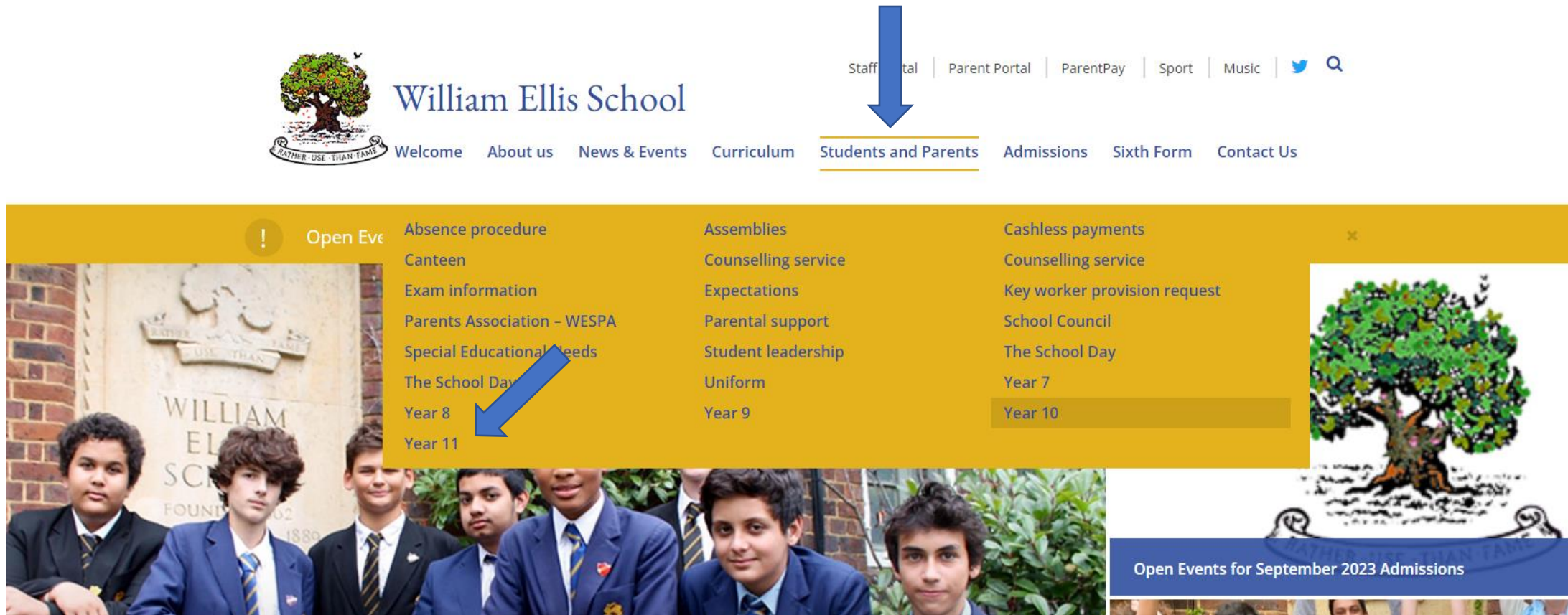
# Curriculum Map

Available on school website

Paper copy issued

What is going to be covered and when

# Where is all the key information?



The screenshot shows the William Ellis School website. At the top, a blue arrow points down to the 'Students and Parents' link in the main navigation menu. Below this, a yellow dropdown menu is open, displaying a grid of links. A blue arrow points to the 'Year 8' link in the first column of this menu. The website header includes the school's crest, name, and a top navigation bar with links like 'Staff Portal', 'Parent Portal', 'ParentPay', 'Sport', 'Music', and social media icons. The main content area features a large banner with a photo of students and a text overlay about 'Open Events for September 2023 Admissions'.

William Ellis School

Staff Portal | Parent Portal | ParentPay | Sport | Music | Twitter | Search

Welcome | About us | News & Events | Curriculum | Students and Parents | Admissions | Sixth Form | Contact Us

! Open Events

- Absence procedure
- Canteen
- Exam information
- Parents Association - WESPA
- Special Educational Needs
- The School Day
- Year 8
- Year 11

- Assemblies
- Counselling service
- Expectations
- Parental support
- Student leadership
- Uniform
- Year 9

- Cashless payments
- Counselling service
- Key worker provision request
- School Council
- The School Day
- Year 7
- Year 10

Open Events for September 2023 Admissions

## NEW GCSE GRADING STRUCTURE

9

8

7

6

5

4

3

2

1

U

4=C

and  
above

and  
above

A\*

A

B

C

D

E

F

G

U

# Year 11

Senior Pastoral Leader: Mr H Parry

[parry@williamellis.camden.sch.uk](mailto:parry@williamellis.camden.sch.uk)

## Students and Parents

Exam Information

Revision Support

Subject Examination Board Information 2023-24

Useful Websites

William Ellis History

William Ellis Music

Tutor group	Tutor
11B (Burgh)	Mr Pomeyie
11F (Fenton)	Ms Laattoe
11K (Keats)	Mr Edwards
11L (Lauderdale)	Mr Davenport
11W (Willow)	Mr Szymanski

Year 11 is an important year as it sees the end of your compulsory schooling and culminates in GCSE exams that will help shape the rest of your lives. It can be a time of pressure, and getting the right balance between work and play will be the key to success. There is still plenty of time to build on your successes from previous years and put right any areas of underachievement. Starting the year as you mean to go on will be very important.

## Subject Examination Board Information 2023-24

Subject	Exam Board	Syllabus Title / Code	Syllabus
Art	Pearson Edexcel	Art and Design / <b>1AD0</b>	<a href="#">Link</a>
Business	Pearson Edexcel	Business GCSE (9-1)	<a href="#">Link</a>
Biology (Triple Science)	AQA	GCSE Biology / <b>8461</b>	<a href="#">Link</a>
Chemistry (Triple Science)	AQA	GCSE Chemistry / <b>8462</b>	<a href="#">Link</a>
Computing	OCR	Computing (from 2016) / <b>J277</b>	<a href="#">Link</a>
Drama	Pearson Edexcel	Drama (2016) / <b>1DRO</b>	<a href="#">Link</a>

## Students and Parents

Exam Information

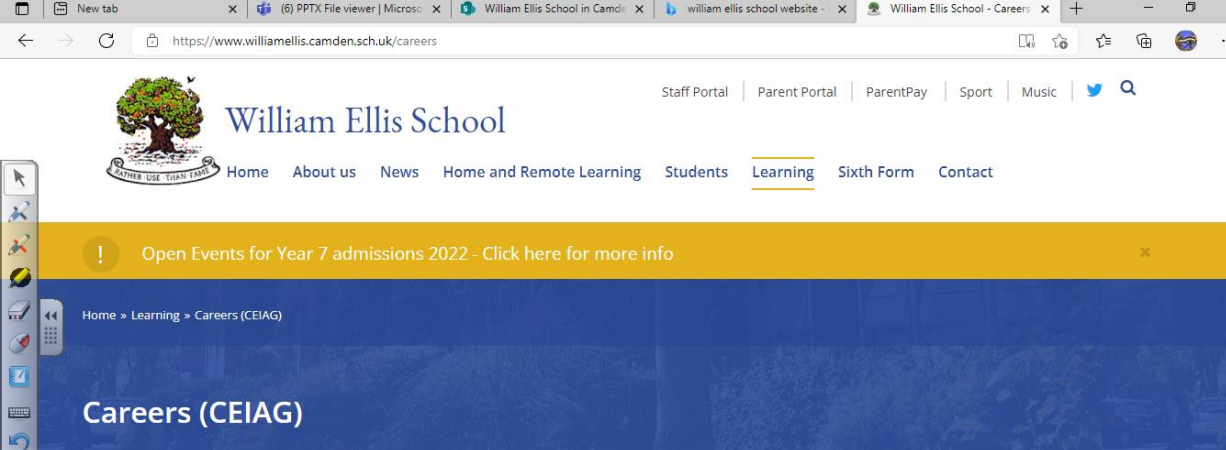
Revision Support

Subject Examination Board Information 2023-24

Useful Websites

William Ellis History

William Ellis Music



## Careers at William Ellis School

William Ellis School has a firm commitment to Careers Education, Independent Advice and Guidance (CEIAG) and

Work Related Learning (WRL) in the belief that it supports our school mission in the following ways:

- By raising aspirations and enabling social mobility
- By empowering young people to plan and manage their own futures
- By supporting young people to achieve personal and economic wellbeing throughout their lives
- By enabling young people to achieve their full personal and professional potential
- By providing accurate information and expertise in how to use it
- By promoting all pathways equally, and equipping students to understand which pathways are right for them as unique individuals
- By promoting diversity and equality for all
- By helping young people to become employable, and ready for the opportunities, responsibilities and experiences of adult life.

Careers Policy & WRL - 2018-09  
PDF File



CEIAG - Provider Access Policy - 201...  
PDF File



# Addressing the Needs of Each Student

Yr 11

- Student-led one-on-one guidance
- Skills and interests highlighted and analysed
- Range of options and next steps discussed

Yr 10

- Small group work, although some one-on-one
- Self-awareness
- Research into future options
- Preparation for work experience and identification of skills

Yr 9

- Small group work
- Discussion about GCSE options choices
- Research and exploration of future career ideas



**Inspiring young people to take the best career journey for them.**

**Better Career Guidance**

High quality careers platforms, assessments and guidance resources. Gatsby Benchmark & SkillsBuilder enabled.

**Psychometric assessments**

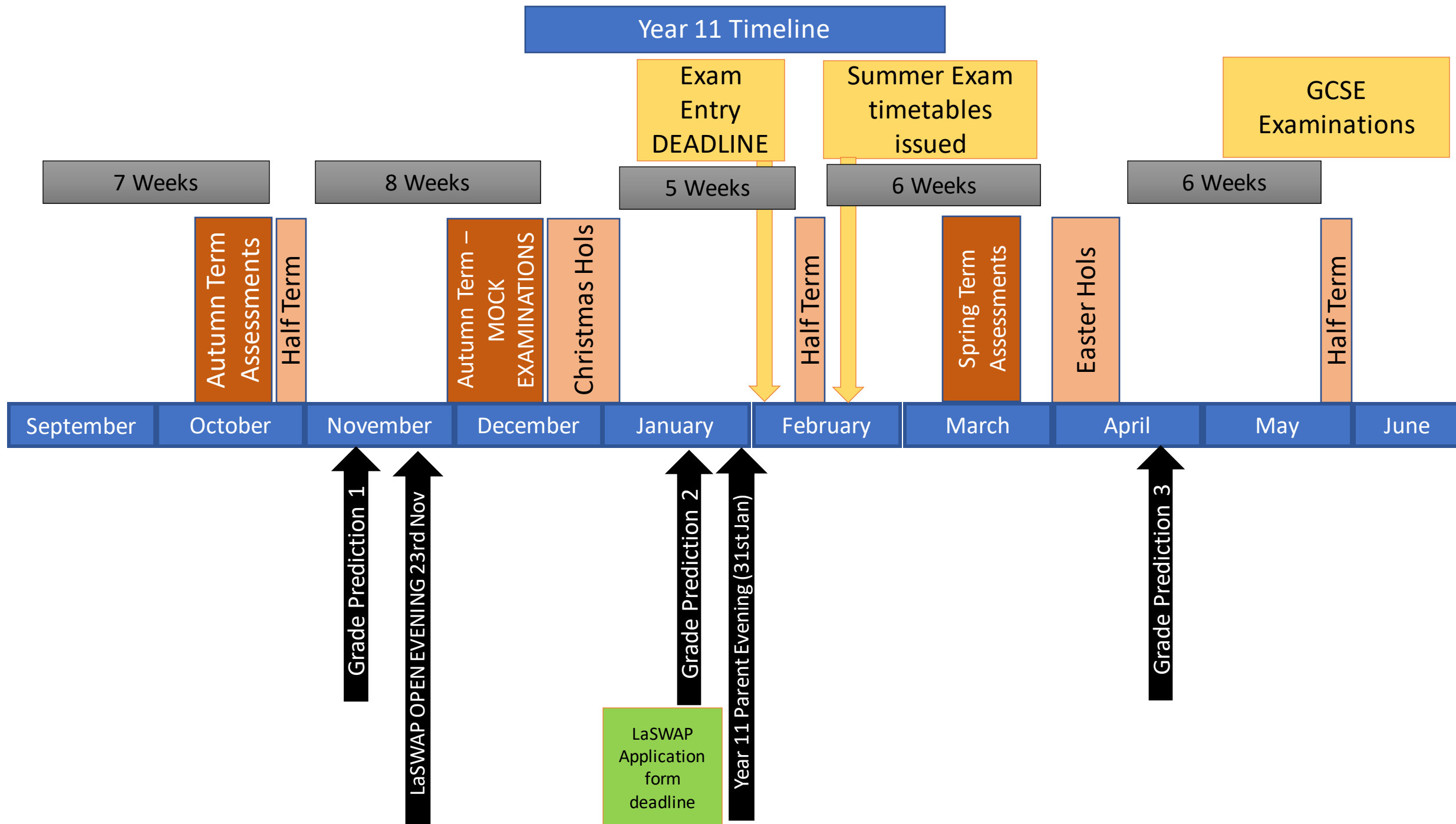
**Subject & career matching**

**Whole school careers platform**



Start your career journey now!

Log onto [www.morrisby.com](http://www.morrisby.com) and  
use school ID and password



# La When?

[www.laswap.camden.sch.uk](http://www.laswap.camden.sch.uk)

- This term
  - Introduction to La Swap – Assemblies/Sixth Form Students
  - All Welcome – La Swap OPEN evening – **Thursday 23rd November**
  - Never TOO early to look at ENTRY requirements for courses
  - Year 11 Careers/Sixth Form meetings
  - After Mocks – next term - Individual Interviews with staff

# Year 11 MOCK Exams – last year example

- Draft timetable
- Will be shared with students BEFORE half term
- Subjects – will share revision resources
- More examinations compared to end of Year 10
- Getting closer to the "real demands"

Week A Timetable	AM (9am start)	PM (1.30pm start)
During the week 28 <sup>th</sup> November	Art and Graphics Examination (other students in normal lessons)	
Week A Timetable	AM (9am start)	PM (1.30pm start)
Monday 5 <sup>th</sup> December	Biology (all Students) (Hall) Trilogy 1hr 15mins/Triple 1 hr 45 mins	German (Listening + Reading) Listening (35 minutes for Foundation, 45 minutes for Higher) and Reading (45 minutes for Foundation, 1hr for Higher)
Tuesday 6 <sup>th</sup> December	Business (Hall) Theme two 1hr 30 mins	Maths - Paper 1 (Hall) Calculator 1 hr 45 mins
Wednesday 7 <sup>th</sup> December	English Language (Hall) 1 hr 45 minutes	Drama and Computing (Hall) Up to 1 hour 45 mins
Thursday 8 <sup>th</sup> December	English Literature (Hall) (2 hrs)	PE and Music (Hall/MS1) (Up to 1 hour 45 mins)
Friday 9 <sup>th</sup> December	Maths - Paper 2 (Hall) Calculator 1 hr 45 mins	Geography (Hall) The Human Environment 1hr 30mins
Week B Timetable	AM (9am start)	PM (1.30pm start)
Monday 12 <sup>th</sup> December	History Norman England, 1066-c.1100 and USA, 1920-1973 (Hall) 2 hrs	Physics (All Students) (Hall) Trilogy 1hr 15mins /Triple 1 hr 45 mins
Tuesday 13 <sup>th</sup> December	Chemistry (Hall) Trilogy 1hr 15mins/Triple 1 hr 45 mins	French (Listening + Reading) Listening (35 minutes for Foundation, 45 minutes for Higher) and Reading (45 minutes for Foundation, 1hr for Higher)
Wednesday 14 <sup>th</sup> December	MFL Written (all students) (Hall) Writing (1hr for Foundation, 75 minutes for Higher tier)	Food (Hospitality and Catering) (Hall) 1hr 30mins



## Summary of entry requirements

Please [click here](#) to see a full break down of the GCSE qualifications needed to access each A-Level subject offered at LaSWAP.

Please [click here](#) to see a full break down of the GCSE qualifications needed to access each Vocational qualification offered at LaSWAP.


Click to find further information about each [A\\* Level course](#) and [Vocational course](#).

### RELATED PAGES

Admissions Information  
Entry routes

Summary of course  
entry requirements

External students  
Admissions policy  
Application form



### LaSWAP entry requirements for courses

All students must have passed English or maths GCSE at grade 4 or above, or will be enrolled on an appropriate course leading to this qualification. There are no exceptions to this.

#### A Levels

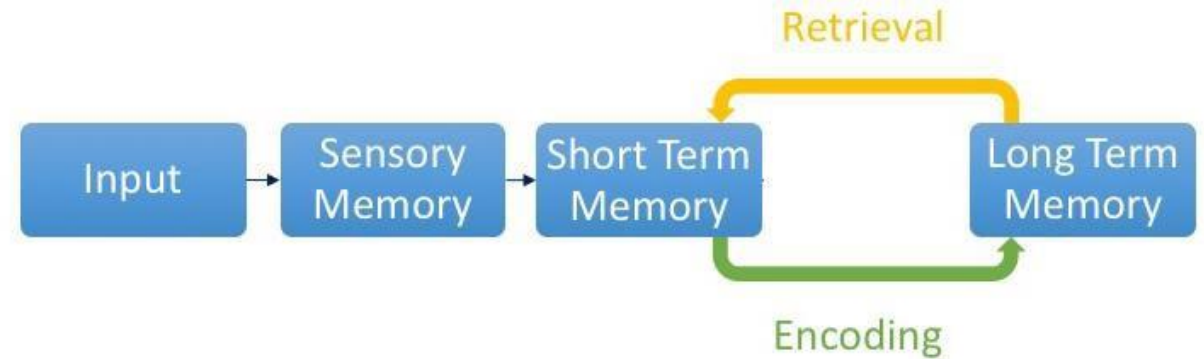
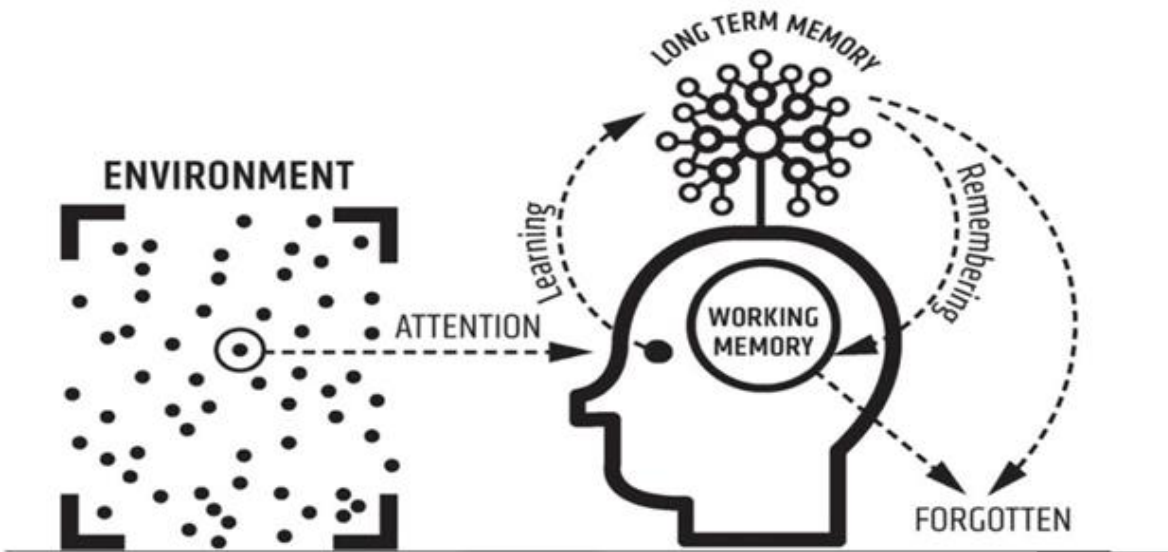
For entry to the A level pathway, applicants must provide documentary proof of having obtained **4 GCSEs at or above grade 6 with a 5 or above in English language** and they should have completed at least **8 GCSEs**.

Course	Qualifications Needed
<b>Art &amp; Design (see also</b>	6+ in art
<b>Biology</b>	6+ in core and additional or triple science. Applied science not accepted 6 or above in maths
<b>Business</b>	6+ in English language 5+ in maths
<b>Business applied</b>	5+ in maths
<b>Classical civilisation</b>	6+ in English literature
<b>Chemistry</b>	6+ in core and additional or triple science. Applied Science not accepted 6+ in maths 6+ in English language
<b>Computer science</b>	6+ in maths
<b>Dance</b>	5+ in GCSE dance
<b>Drama &amp; theatre studies</b>	6+ in English literature or an evidence talent in drama

<https://www.laswap.camden.sch.uk/Summary-of-Entry-requirements/>

# Retrieval Practice

Retrieval practice is any activity that means you have to retrieve information from your long-term memory without the support of notes or books



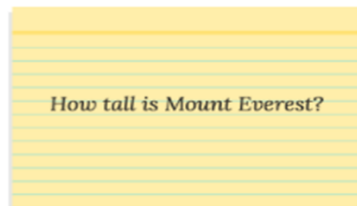
The has been called the 'testing effect'.

Research has shown that pupils do better in their final exams if the learn the information once and then do lots of tests (retrieval practice) rather than if they try to go over the information lots of times and only have one test.

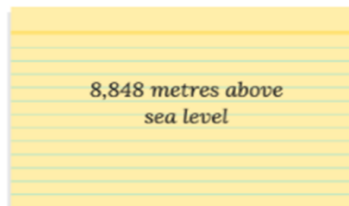
This means that it is really important that when you are doing retrieval practice you do not use your notes and instead complete any of the activities from memory.

# Quizzing

- Quizzing simply involves answering questions.
- You could use questions that you have **completed in class or make your own.**
- Use the wide range of online resources that the school provides you with. i.e.
- Include a range of questions – multiple choice, knowledge, understanding.
- **Remember to answer the questions from memory first and then check if they are correct/complete using your notes afterwards.**



FRONT



BACK

# Flash Cards


**Flash cards have questions on the front and the answer on the back.**

- This means you will need to break topics down into lots of small questions.
- Look at the question side and try to answer it. You can do this with another person, say the answer out loud to yourself or write the answer down. You then turn the card over to check if your answer was correct. Make sure you go over the incorrect ones again!

You can review the flash cards from both sides

# Mind Maps

- Use the main parts of the topic as the first branches. You can get these from your notes to make sure that you include everything.
- You should then complete the rest of the mind map from memory.
- When you have done this you can use your notes to check, correct and add to the mind map.



# Past Exam Papers

- Completing examination papers is one of the most effective ways to ensure you are covering a wide range of topics within your retrieval session as well as experiencing the types of questions your final exam will cover. Try to use the correct exam board as much as you can.
- Ensure you complete as many questions as you can from memory.
- Use the mark scheme or your teacher to check over the answers
- Fill in any missing answers from the mark scheme and then add these missing topics to your revision list.



Start planning early for exams, and set aside a little bit of time every day. **Five hours spread out over two weeks is better than the same five hours all at once.**

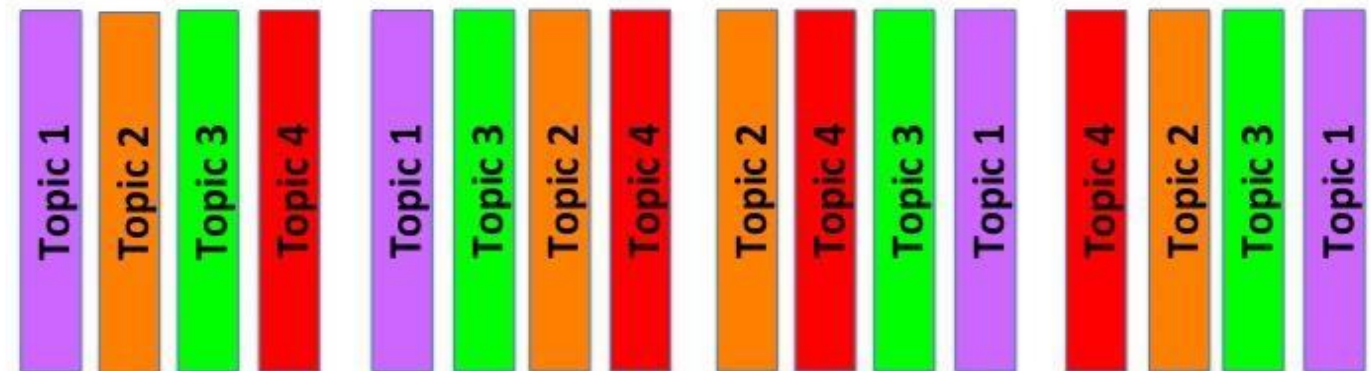
Review information from each class, but not immediately after class.

After you review information from the most recent class, make sure to go back and study important older information to keep it fresh.



## Another strategy - Interleaved Practice

- Interleaving is mixing up of lots of different subjects or topics when you do independent study.
- Research has shown that you will remember more if you do this rather than studying one topic for a block of time and then another.
- Make sure you do retrieval practice on lots of different topics.
- This is shown in the diagram.



# What NOT to do

## Ineffective learning strategies

Research has shown the following study strategies to be ineffective:

1. **Writing a summary of your notes.**
2. **Highlighting your notes.**
3. **Re-reading.**

This is because they make you feel like you know the material and may help you to remember the information in the short-term (e.g. just after re-reading your notes) but this will not last so you are more likely to forget the information in the coming days.

These techniques should be used to highlight important information and make your revision notes but not as ways to help you remember that material.



Needs to be active  
Needs to involve retrieval



## Biology (Triple and Trilogy) – resources on school website

### Cell structure

Label the major features of animal, plant and bacterial cells

Describe differences between animal and plant cells

Know the difference between Eukaryotic and Prokaryotic cells

Describe the functions of all the parts – e.g. nucleus, ribosomes etc.

Use Magnification=Image/Actual to calculate size of cells or magnification

Use prefixes centi, milli, micro and nano and change numbers between units

REQUIRED PRACTICAL – Describe how to use a light microscope to view cells

Describe what is meant by 'different'

Relate a cell's specialised feature

Describe how microscopy has developed over time and how the light microscope

BIOLOGY ONLY: Describe how to prepare an unrooted

Subject

General Advice /  
Checklists

Revision  
Resource

Sample Test papers

Paper 1 Transport Cells

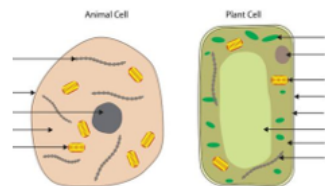
Paper 1 Enzymes

# Revision Resources

Put a tick (✓) or a cross (x) to show whether these parts are present in prokaryotes, eukaryotes, or both.

	Prokaryotes	Eukaryotes
DNA		
DNA enclosed in a nucleus		
Cell membrane		
Cell wall		
Plasmid DNA in cytoplasm		
Ribosomes		
Membrane-bound organelles		

Label the diagrams of a plant and animal cell.



Structure	Purpose	Plant/Animal/Both
	Controls the cell's activities	
Cytoplasm		
		Both
Mitochondria		
Ribosomes	Protein synthesis takes place	
		Plant
	Contain chlorophyll, absorb light energy to make food	
Vacuole		

KEY WORDS:

Nucleus  
Cellulose  
Chloroplast  
Mitochondria  
Ribosome



Biology Trilogy  
(Double)

Biology  
guidance, checklist and  
Revision Videos  
(Youtube)

BIOLOGY  
REVISION  
PAPER 2

Paper 2 Reproduction  
and Inheritance

Paper 2 Variation,  
Evolution and  
Classification

Paper 2 Adaptations and  
Feeding Relationships

Paper 2 Biodiversity and  
Global Warming



# AQA English Language GCSE

*A guide to the exams from*

William Ellis School

8700/1 Explorations in creative writing and reading

Unseen texts

8700/2 Writers' viewpoints and perspectives

Reading



Writing



## Revision Support

Revision advice for Year 11 students



Students and Parents

Exam Information

Revision Support

Subject Examination Board Information 2022-23

Useful Websites

William Ellis History

William Ellis Music

GCSE An Inspector Calls booklet LD  
PDF File

General Revision Advice  
PDF File

GrEx exam preparation booklet  
PDF File

PDF GCSE English language AQA gui...  
PDF File

Romeo and Juliet Key Quotes  
PDF File


Year 11 Geography Revision FAQs  
PDF File

Tips for parents during exam time  
DOCX File

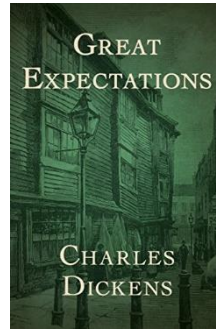
# GCSE English Literature (OCR)

Throughout the GCSE course, your son will study the following units:

## Paper 1: Exploring modern and literary heritage texts



'An Inspector Calls'  
25%




'Great Expectations'  
25%

## Paper 2: Exploring poetry and Shakespeare




Poetry – Love &  
Relationships cluster  
25%



Shakespeare – 'Romeo  
and Juliet'

Literature:



GCSE An Inspector Calls booklet LD  
PDF file

General Revision Advice  
PDF file

GrEx exam preparation booklet  
PDF file

PDF GCSE English language AQA gui...  
PDF file

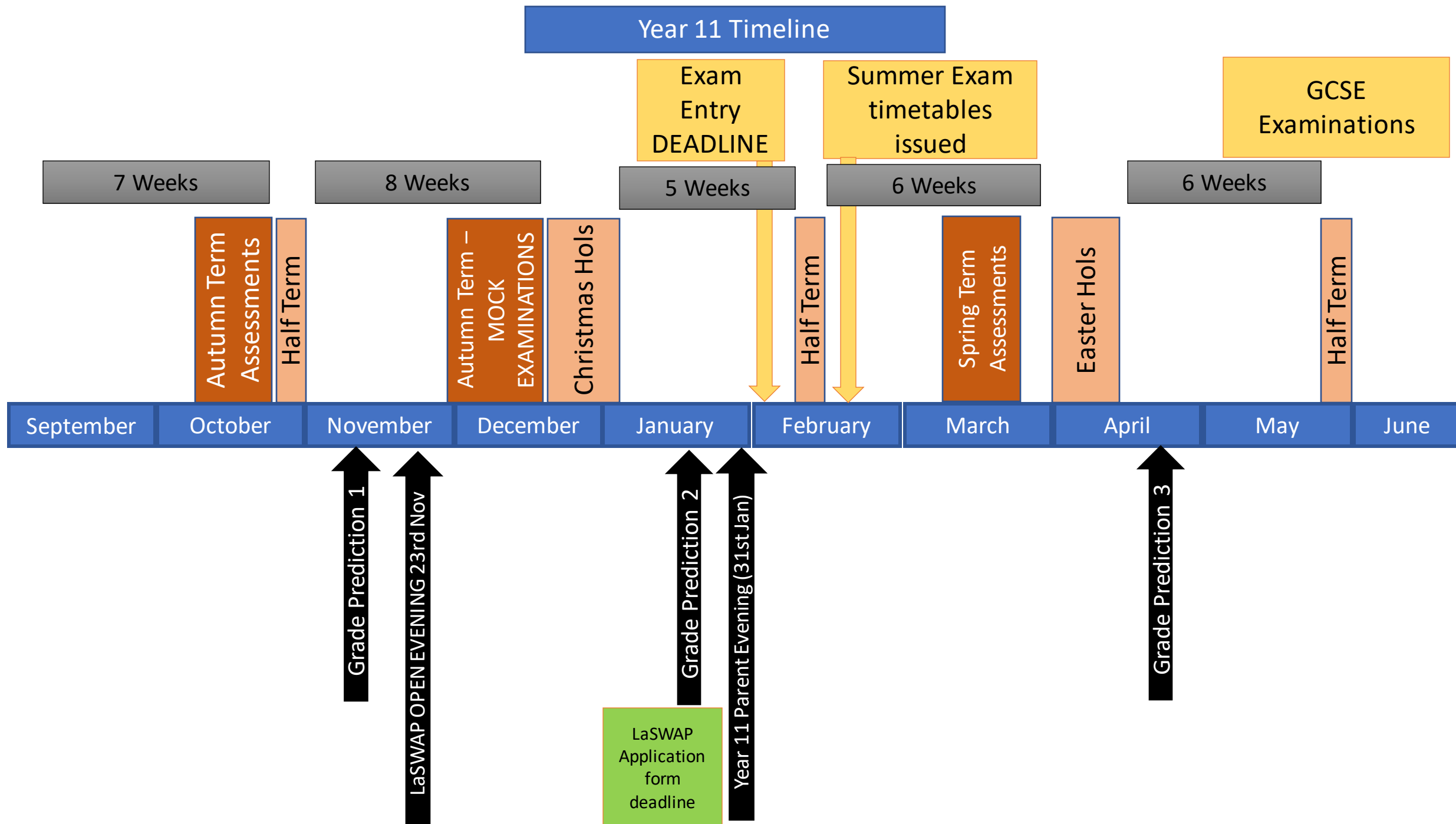
Romeo and Juliet Key Quotes  
PDF file

Year 11 Geography Revision FAQs  
PDF file

# Year 11 Interventions

Day	AFTER SCHOOL Subject	Additional Info
Monday	Geography (SPO class) Maths	
Tuesday	Geography (LUP class) Music	
Wednesday	Drama History (ACO and MSN)	
Thursday	PE (GCSE)	
Friday	Graphics and Art / Computer Science	

Example from last year



# Summer (PROVISIONAL) exam timetable

		Morning	Afternoon
Thursday	09/05/2024		Drama
Friday	10/05/2024	Biology	
		Combined science biology	Sociology
Monday	13/05/2024	English literature	
Tuesday	14/05/2024	French	Business studies
		BTEC Travel and Tourism	
Wednesday	15/05/2024	History	Computer science
Thursday	16/05/2024	Mathematics	Geography
Friday	17/05/2024	Chemistry	
		Combined science chemistry	
Monday	20/05/2024	English literature	
Tuesday	21/05/2024		Computer science
			Sociology
Wednesday	22/05/2024	Combined science physics	Physical education
		Physics	
Thursday	23/05/2024	English language	
Friday	24/05/2024	French	
Monday	03/06/2024	Mathematics	Physical education
Tuesday	04/06/2024	Spanish	History
			BTEC Travel and Tourism
Wednesday	05/06/2024	Geography	Business studies
Thursday	06/06/2024	English language	
Thursday 6th June contingency day			
Friday			Biology
			Combined science biology
Monday	10/06/2024	Mathematics	Spanish
Tuesday	11/06/2024	Chemistry	
		Combined science chemistry	
Thursday 13th June contingency day			
Friday	14/06/2024	Mathematics	Combined science physics
			Physics
Monday	17/06/2024		Music
Wednesday	19/06/2024	Food technology	

**CAUTION !**

LaSWAP Taster Day

**Friday 30<sup>th</sup> June**

After the exam  
contingency dates

26th JUNE – critical date – all  
students MUST be available up  
to this date

# Examination Regulations- update



## General Regulations for

1 September 2023 to 31 August 2024

For the attention of heads of centre, senior  
within schools and colleges and examinat

AQA	City & Guilds	CCEA	OCR
-----	---------------	------	-----

### Warning to Candidates

1. You **must** be on time for all your examinations.
2. **Possession of a mobile phone** or other electronic device is **not allowed** even if you do not intend to use it. It is subject to penalty and possible disqualification from the exam/qualification.
3. You **must not** talk to, attempt to communicate with or disturb other candidates once you have entered the examination room.
4. You **must** follow the instructions of the invigilator.
5. You **must not** sit an examination in the name of another candidate.
6. You **must not** become involved in any unfair or dishonest practice in any part of the examination.
7. If you are confused about anything, only speak to an invigilator.

The *Warning to Candidates* must be displayed in a prominent place outside each examination room. This may be a hard copy A3 paper version or an image of the poster projected onto a wall or screen for all candidates to see.




### Information for candidates

Written examinations  
With effect from 1 September 2023

OCR Pearson WJEC

**MOBILE PHONES  
AND WATCHES**  
AND ALL TECHNOLOGICAL/WEB  
SOURCES OF INFORMATION



Possession of unauthorised items, such as a mobile phone  
or any watch, is a serious offence and could result in

## DISQUALIFICATION

from your examination and your overall qualification.

## Warning to Candidates

1. You **must** be on time for all your examinations.
2. **Possession of a mobile phone** or other unauthorised electronic equipment is **not allowed** even if you do not intend to use it. It is subject to penalty and possible disqualification from the exam/qualification.
3. You **must not** talk to, attempt to communicate with or distract other candidates once you have entered the examination room.
4. You **must** follow the instructions of the invigilator.
5. You **must not** sit an examination in the name of another candidate.
6. You **must not** become involved in any unfair or improper conduct in any part of the examination.
7. If you are confused about anything, only speak to the invigilator.

The **Warning to Candidates** must be displayed in a prominent place outside the examination room. This may be a hard copy A3 paper version or an image of the poster projected on a screen for all candidates to see.



## On your exam day

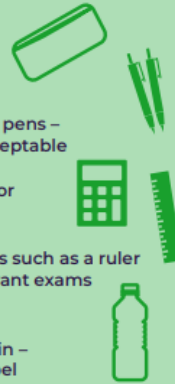
This checklist will help you to be as prepared as possible for your exams, so that on the day itself you can focus on doing your best.

### Before sitting your exams, ensure you know:

- ☐ the date, time and location of your exams – you might find it helpful to write this information in a calendar or planner
- ☐ who to contact at school or college in case there's an emergency that makes you late or unable to sit your exam

### What you will need:

- ☐ a clear pencil case
- ☐ at least two black ink pens – blue pens are not acceptable
- ☐ an approved calculator for relevant exams
- ☐ appropriate apparatus such as a ruler or protractor for relevant exams
- ☐ a clear water bottle if you wish to take one in – it must not have a label



### What you cannot take into exams:

- ☐ any type of phone
- ☐ revision notes
- ☐ any type of watch (this includes analogue, digital and smart watches)



### Other important information:

- ☐ Listen carefully to the invigilator's instructions which will be specific to your exam. If you are unsure of anything, please raise your hand and wait for the invigilator.
- ☐ Fill in your details on the front of your answer booklet.
- ☐ If you need additional answer sheets, raise your hand and wait for an invigilator who will provide you with one. Remember to add your details to this booklet too.
- ☐ If you need to use the toilet or feel unwell, raise your hand and wait for an invigilator who will escort you from the exam room.
- ☐ Make sure you stay silent – talking to a fellow candidate could result in disqualification from all your exams.

### Contingency sessions:

- ☐ There are contingency sessions within the Summer 2024 exam timetable – the afternoon of 6 June and 13 June 2024 and the morning and afternoon of 26 June 2024. Make sure you are available on all three dates even if you do not have an exam.

If you have any questions about your exams, please ask your teacher or exams officer.



## MOBILE PHONES WATCHES

## TECHNOLOGICAL/WEB SITES OF INFORMATION



Items, such as a mobile phone, are prohibited and could result in disqualification.

## DISQUALIFICATION

and your overall qualification.

**While we like to share our experiences online, when it comes to exams, we have to be careful.**

- Sharing ideas online can be helpful when you're studying or revising
- However, sharing certain information (see information on the right) can break the rules and could affect your results
- If you're not sure what you can and can't discuss online, check with your teacher
- If you receive exam content on social media, you must tell your teacher
- Don't be caught out by scammers selling fake exam papers



### Things to do on social media:

- Have fun
- Be responsible
- Report any exam content you see to your teacher



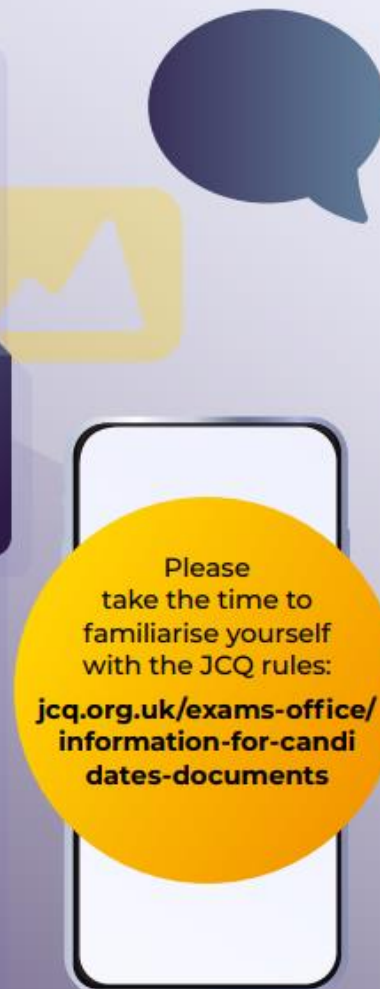
### Things not to do on social media:

- Buy/ask for/share exam content
- Pass on rumours of what's in exams
- Share your work
- Work with others so that your coursework is not your own independent work



### If you do any of the above activities, you may:

- ! Receive a written warning
- ! Lose marks
- ! Be disqualified from a part of or all of your qualifications
- ! Be banned from taking assessments for a number of years



Please take the time to familiarise yourself with the JCQ rules:  
[jqc.org.uk/exams-office/information-for-candidates-documents](https://www.jcq.org.uk/exams-office/information-for-candidates-documents)

GCSE Examination Results Day

Thursday  
22nd August