

Options 2025

What next?



Madeleine Landreth - Higher Education Adviser

What next?

Higher Education

Art and Design Foundation

Degree Apprenticeship

Other Apprenticeship / Training

Gap Year

Employment

Self-employment

Something else?

What next?

Students can explore / apply for multiple pathways and make their decision when they have real offers/places on the table.

They don't have to decide between these now.

This is a sensible idea especially if (for example) going for super-competitive degree apprenticeships. Have a plan B!

Why Higher Education?

Opportunities while studying:

- Chance to study a subject they are passionate about.
- Achieve a qualification that could lead to their chosen career.
- Grow in confidence, make lifelong friends, and gain independence and important life skills that will widen their prospects.

With a degree, they'll have:

- the opportunity to follow their career path
- better job prospects, as many employers target graduates
- higher earning potential



Higher education Myth busters

Myth: I can't afford to go to university

Fact: You don't need to pay anything upfront. Tuition fees are covered by a loan, and you can get a loan for living expenses (maintenance) as well. You only start repaying after you graduate and are earning over the threshold – £25,000 a year (£2,083 a month, £480 a week). (Eg – earning £33k a year/£2750 a month, take home £2273 a month, repay about £60 a month.) Grants for nursing, midwifery and allied health students.

Myth: Uni is for people who are good at academic courses

Fact: Courses can be practical, theory-based or creative – or all of these. Research different course structures to see which suits you.

Myth: Only vocational courses such as business studies or law help you get a job

Fact: For some careers, such as becoming a doctor or engineer, there are obvious degree choices. In other professional sectors, there are conversion courses or training after a first degree. Employers might specify that you need a degree but not necessarily the subject as any degree can demonstrate lots of transferable skills.

Higher education Myth busters

Myth: Higher education courses last three years

Fact: You can study for as little as a year and still get a meaningful qualification. Many courses are also available on a part-time or flexible study basis. Extended degrees, sandwich courses, courses including study abroad and integrated Masters degrees usually last four years.

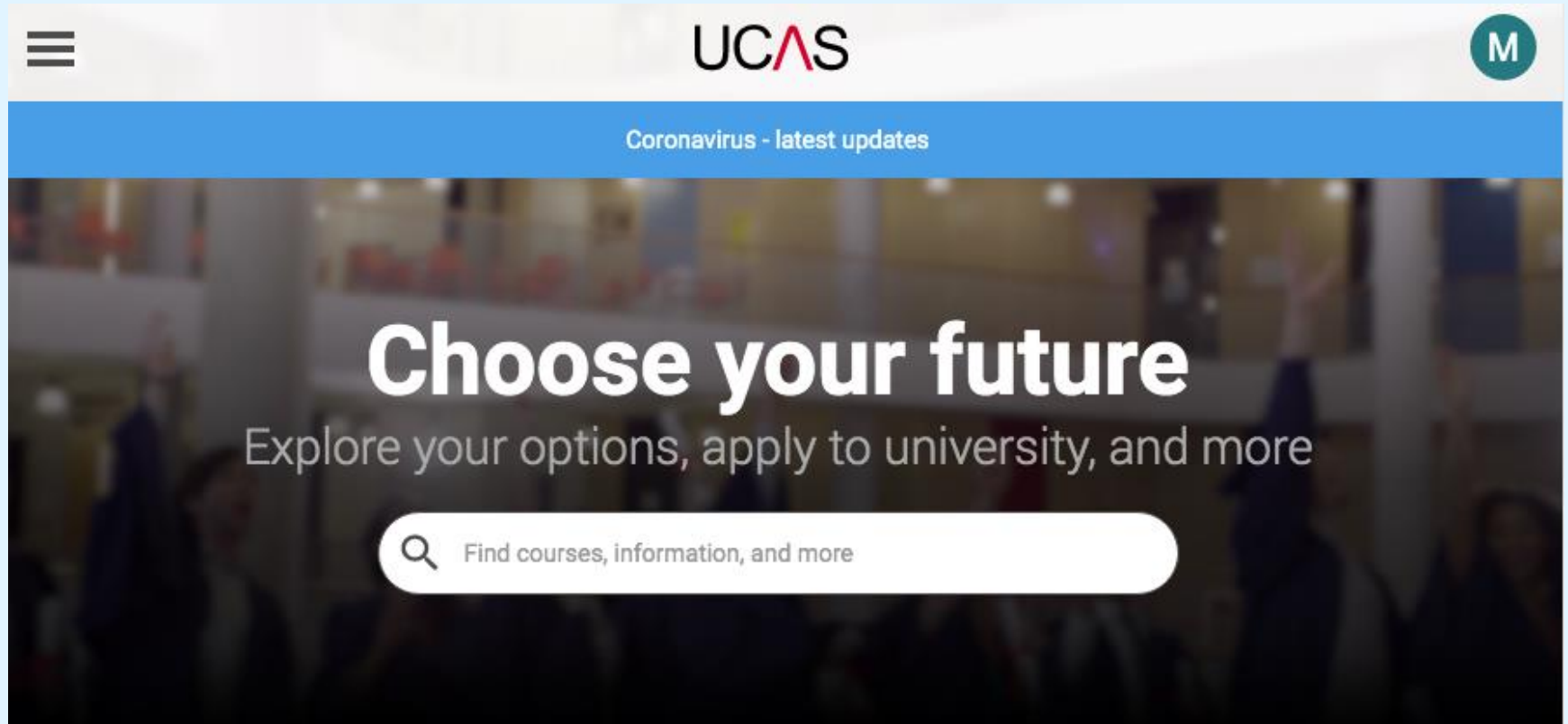
Myth: It's only worth going to Oxbridge or a Russell group uni

Fact: Although the earnings differential is higher for Oxbridge and Russell group graduates, non-Russell group graduates' average annual and lifetime earnings are significantly higher than those whose highest qualifications are A levels. Employment rates – and all the other benefits – are for all graduates!

Myth: A university's reputation is the most important factor

Fact: 'Reputation' is a word that you'll probably hear a lot of. Beware of over-simplified notions of what's viewed as a 'good' university. When you're looking at a university, course content, assessment methods, grade requirements and location should be your priorities; the things that will make or break whether you'll stick it out for the duration. Industry links, student satisfaction scores and real-life feedback from current university students can also help inform your choice.

www.ucas.com



UCAS also has information about performance-based higher education (Conservatoires), apprenticeships, internships and gap years.

UCAS

Where to start

- Ultimate Guides
- UCAS Hub
- Virtual Work Experiences
- Chat to students
- UCAS events

What to do

- Courses
- Apprenticeships
- Subject guides
- Subject tasters
- Industry guides

Where to go

- Employers
- Universities and colleges
- Regions
- City guides
- Gap years

Careers

- Types of employment
- Write a CV
- Write a cover letter
- Starting work
- Career quiz
- Interviews

DISCOVER

Unsure of what to do
explore what routes a

Before you apply

- Campus open days
- What and where to study
- Distance learning
- Apprenticeships
- Industry guides
- Higher Technical Qualifications (HTQs)
- Studying at a college
- Pros and cons of university

Applying to university

- Dates and deadlines
- Personal statement
- UCAS Tariff points
- Individual needs
- Subject guides

After applying

- Interviews
- Track your application
- Decisions and offers
- Results day
- Clearing and results day

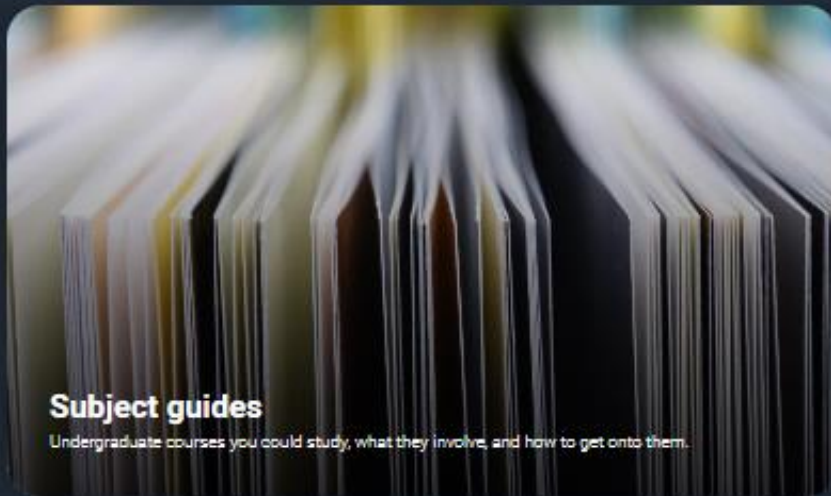
Conservatoires

- Fees and finance
- How to apply
- Replying to offers
- Tracking your application

APPLYING

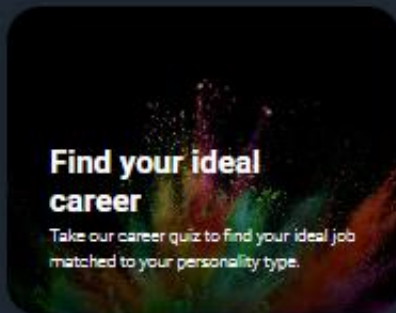
Discover everything you need to know about the application process, including research, the application it

WHAT AND WHERE TO STUDY



Subject guides

Undergraduate courses you could study, what they involve, and how to get onto them.



Find your ideal career

Take our career quiz to find your ideal job matched to your personality type.



Choosing a course

Tips and advice to help you decide what subject, course type, and provider is right for you.



How to choose between courses and unis

With so many courses and many similar ones out there, find out more about comparing and choosing the right one for you.

UWE Bristol

Want it all?

You'll find it here. Find out more.

uwe.ac.uk

Advertisement. [Why the ads?](#)

M|P|W

A LEVEL RETAKES

- Exceptional Russell Group placement record
- Flexible, short course options available

[Find out more >](#)

Advertisement. [Why the ads?](#)



Finding your passion

Passion. What is it? Why is everyone so obsessed with finding it? Our ultimate guide will help you think about what passion is and how to find yours.



Open days and events

Great ways to find out more about higher education, and if a university is right for you.

Canterbury Christ Church University

Autumn Open Days
CANTERBURY OCT 9
MEDWAY OCT 15

Advertisement. [Why the ads?](#)



ucas.com/parents

UCAS Undergraduate: advice for parents and guardians

UNDERGRADUATE

We've got lots of resources and information dedicated to helping parents and guardians support students applying to uni.

ucas.com/parents-signup

You can sign up for newsletters and info



Our monthly newsletters will ensure you don't miss out on timely advice, so you can support your child on their application journey.

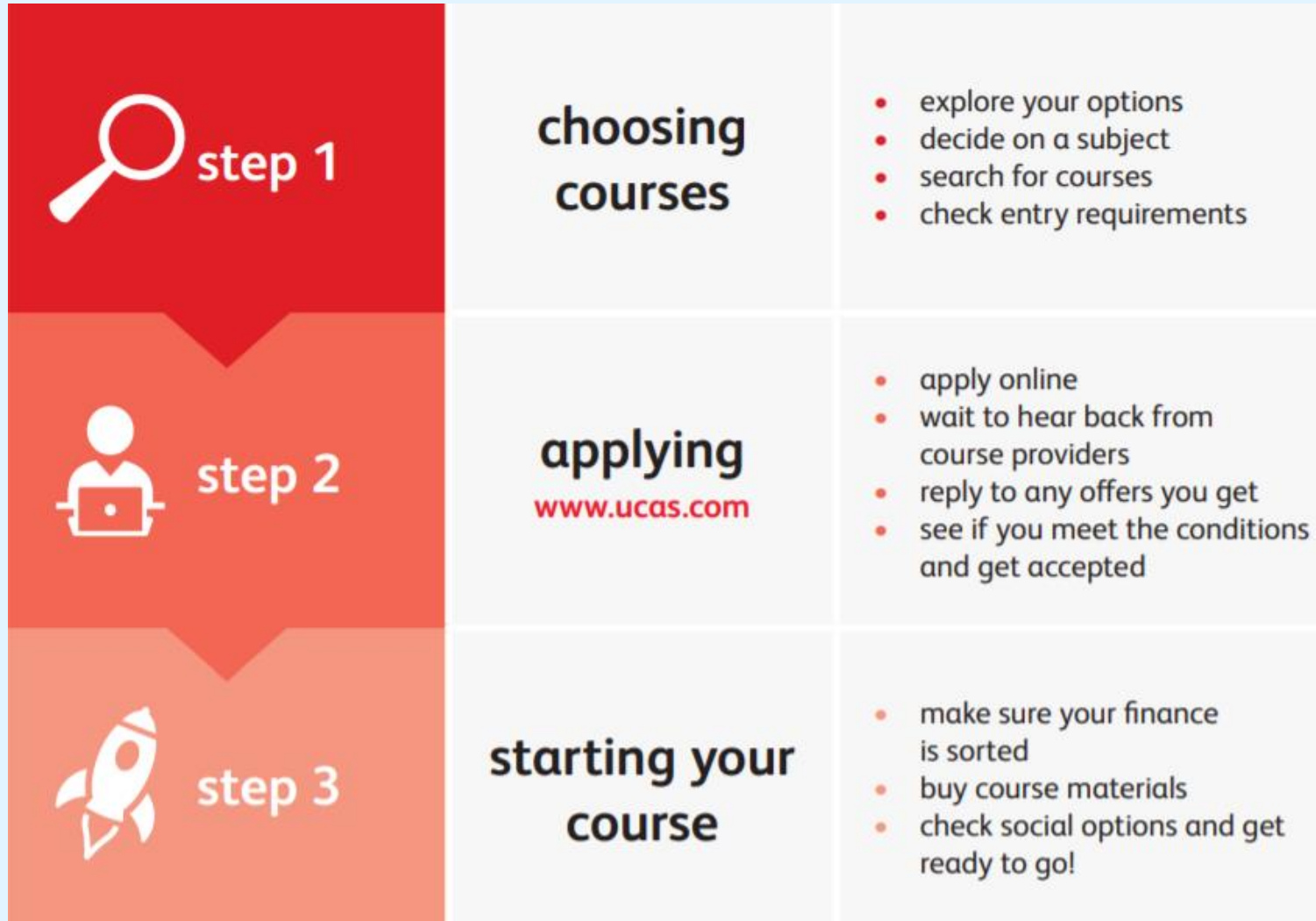
[Sign up for parent newsletters](#)

UCAS

UCAS

The UCAS process

The UCAS student journey



Choices

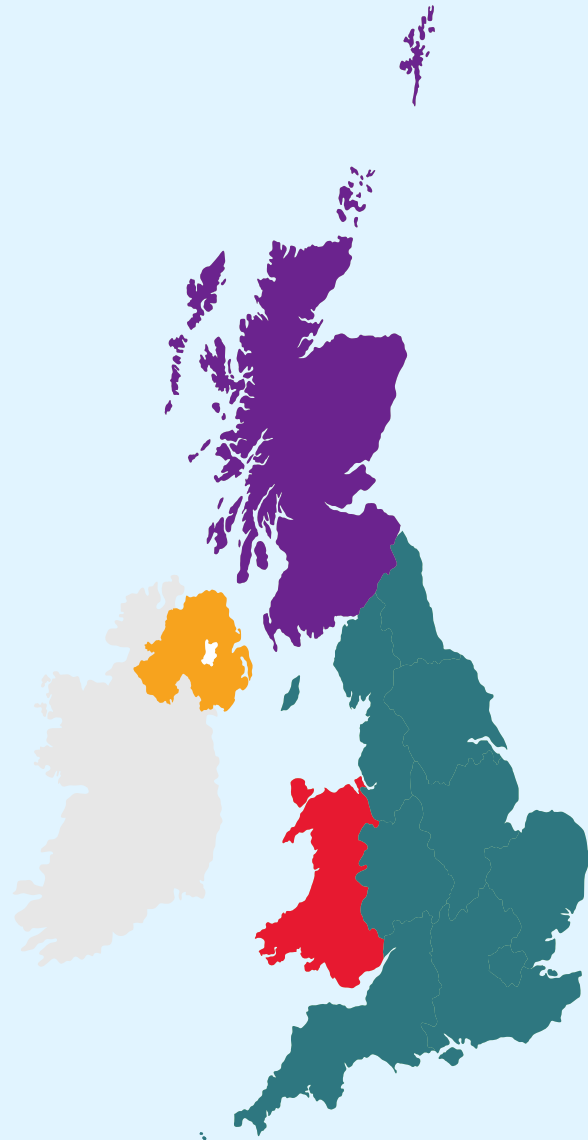


What is UCAS?

350+ universities and colleges:

- **4** in **Northern Ireland**
- **15** in **Wales**
- **18** in **Scotland**
- **316** in **England**

35,000+ courses available



Choosing the right university

- **Style** – from traditional, with a focus on subject-based courses and research, to modern universities with a greater focus on vocational courses.
- **Location** – some are based in large cities, others in smaller towns. This can have a major influence on the environment and lifestyle on offer.
- **Size** – larger universities can have more than 20,000 students, whereas some of the smallest have only a few thousand.
- **Culture and facilities** – influenced by a range of factors, including the diversity of students who attend.
- **What graduates do** – all universities collect destination statistics. It can be interesting to find out the types of jobs or further study students go on to.
- **Tuition fees** – vary between course providers. Check if there are any scholarships/bursaries available.
- **Living costs** – accommodation, transport, and food can vary enormously

Choosing the right course

- What does the course cover?
- Courses with the same title may be very different.
- Look carefully at the core course content, and the range of optional studies/modules available.
- Which modules are the most interesting and relevant to career aspirations?
- See if the course or university/college offers any internship, placement, or study abroad opportunities.
- How is the course taught – structured teaching, or more independent research? How many lectures are there, and how much group work will be done in seminars?
- How is the course assessed?
- What do past/current students say about it? Student satisfaction scores and real-life feedback can help too.

Things to consider

Entry requirements:

- Subjects
- Grades (or UCAS Tariff points)
- Include GCSEs
- May include non-academic
- May include admissions test or interview
- Look for contextual offers / criteria

Long list should include a range of entry requirements (aspirational / solid / safe)

It is a competitive process.



Research resources



UCAS

UCAS

Choosing a course and uni

This is the most complex part of applying to uni, and is a process rather than simply a decision.

- a) Choose a subject
- b) Course / uni longlist
- c) Course / uni shortlist
- d) Supporting choices (and application)



a) Choosing a subject

Unifrog

Complete quizzes – interests, personality, skills, work environments – to see what subjects (and careers) might suit them.

Explore the subjects library. You can do this by theme, current subjects, field, etc.

UCAS also has subject guides you can check out.

Both the process and the outcomes of these are HUGELY helpful.

b) Choosing a course and uni: long list

Aspirational (123)

Top of your range

Solid (105)

In the middle

Safe (73)

At the bottom

Unifrog

Rank ▲ Filter ▼

Keyword search

Entry requirements

Average points

Fees

Rent

Salary

% Graduate jobs

Dropout rate

% Satisfaction

Hours of lectures

Hours of seminars

Hours of tutorials

% Application success (overall)

% Application success (UK)

Size of uni

% International

Guardian rank

Guardian English rank

Guardian Philosophy rank

Guardian Modern Languages & Linguistics rank

QS world rank

Distance from home

Student welfare

Spend on Access

Social life

Rank ▼ Filter ▲

Keyword search

Any distance

10 miles

20 miles

50 miles

100 miles

200 miles

300 miles

Big cities

Scotland

Wales

Northern Ireland

City

Campus

Any mode

Full time

Part time

Sandwich

Foundation

No Foundation

Full degrees

W/ study abroad

W/out study abroad

Any type

Russell Group (RG)

Top Third (TT)

Art Foundation

Joint Honours

Don't prefer A Levels, IB, Pre-U

TEF Gold

TEF Silver

TEF Bronze

LGBT-inclusive workplace

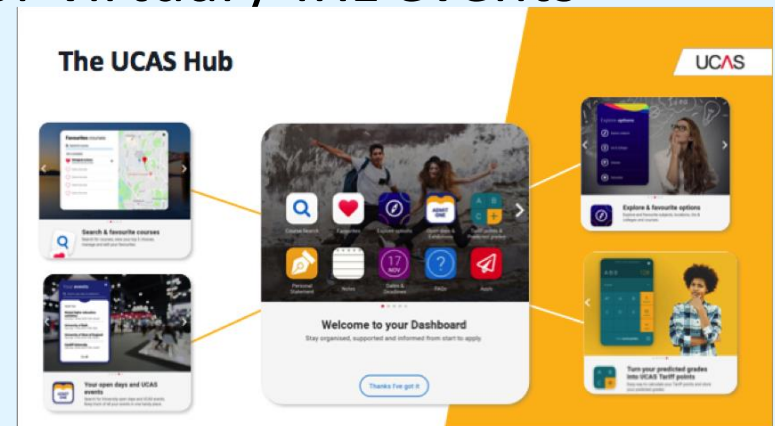
Any entry requirements

No courses out of my range

c) Choosing a course and uni: shortlist

Make sure you complete the **Unifrog** process to get full info. Then use **UCAS and university websites** to drill deeper and find out more about shortlisted (& related) courses.

- Register in the UCAS Hub to explore options – find and favourite courses and search for virtual / IRL events – all in one handy place!



- Learning from others – student videos and blogs, or chat with current students on Unibuddy or uni websites.

Unifrog UK University Fair



Wednesday 16 October at 4–6:30pm


Get to know more about university at the UK university fair where you can join live sessions and get in touch directly with universities across the UK. Have your questions answered, attend live sessions on topics including student finance, personal statements, student life in the UK, and how to apply to your dream university!

<https://unifrog.ivent-pro.com/events/ukuniversityfair/login>

d) Consolidate choices ...

- Virtual or in-person taster days or open days
- Books
- Subject spotlights through the UCAS Hub
- TED talks or podcasts
- MOOCs (**Unifrog** has a tool for this...)
- Articles / journals – etc
- Webinars on **Unifrog** or Uni taster days

- UCAS: ucas.com/undergraduate/what-and-where-study/university-events-and-open-days
- Uni taster days: unitasterdays.com
- opendays.com



d) Consolidate choices ...

Subject Spotlights

Learn from some of the UK's finest academics as they give you a genuine, insightful, and engaging experience of studying their courses at their universities.

- On-demand interactive video **experiences**
- Have a go at **interactive quizzes** and **activities**
- Get **feedback** on how you've done.
- **Try** university degrees before you apply.
- **Certificate** of completion

Explore more Springpod [Subject Spotlights](#).

University course tasters

Experience what a university course would be like with Springpod's Subject Spotlights. These interactive, virtual university course tasters feature real-life lectures, seminars, and academics.

More info



d) Consolidate your choices ...

Subjects library
✕ Subjects favourited

[Go to tool >](#)

Law and law studies



- Story
- In a nutshell
- Getting in
- Decisions
- Statement
- Reference
- Geek out
- Recommendations: Read
- Recommendations: Watch
- Recommendations: Listen
- Explore

☰ Recommendations: Read

Article

As a Black female law professor, I'm nurturing a system that doesn't protect people like me

Tiffany Jeffers, 2020, US, Non-fiction

Tiffany Jeffers is a prosecutor in Baltimore sharing her experience with the injustice of the criminal justice system in the United States.

[Read now](#) [↗](#)

Read, Watch, Listen
✕ Profiles favourited

[Start >](#)

Webinars
Hear directly from the experts

[Go to tool >](#)

... and support applications

Application



Applying - key facts

- **Register with UCAS** via the Hub
- Use your username and password to apply **online**
- Students can add up to **5 choices**, unless they're applying to study medicine, veterinary, medicine/science, dentistry – then it's **4 choices**
- Students **can't apply to BOTH** Oxford and Cambridge
- Applying **costs** £28.50
- Apply by the **equal consideration date**
- Providers **can't see** other choices when you apply

When to apply for 2025 entry

15 October*

Application deadline for courses in medicine, veterinary medicine/science, and dentistry, and courses at Oxford **or** Cambridge.

29 January*

Equal consideration deadline for UCAS and most conservatoire dance/drama/musical theatre applications.

Due date: 25th October

26 February

Extra opens.

30 June*

Last date for applications before Clearing.

* All 18:00 (UK time)

LaSWAP deadlines are earlier

Completing the UCAS application



Student registers for a UCAS Hub account to carry out research and start application.



Student completes all sections of the application and sends it to their school/college.



Teacher or adviser reviews the application and adds reference and predicted grades.



Applications are sent to UCAS by the school or college on behalf of the student.

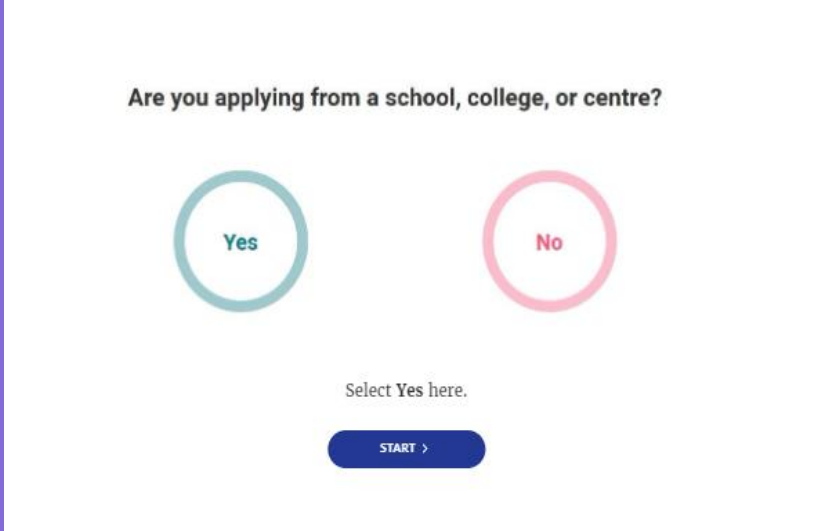


Universities and colleges make their decisions on the application.

Students need to apply well before the UCAS deadline to enable the school to do their bit!
Students applying for regular entry should complete their application by October half term.

Using the buzzword links the application to the school for checking, referencing, etc

- If they're applying with the help of a school, college or centre they should enter their 'buzzword' to link their application.
- The buzzword is a unique code for our centre.
- By linking their application students are giving us permission to view and track their application.
- It also means we can provide predicted grades and a reference.



Are you applying from a school, college, or centre?

Yes No

Select Yes here.

START >

The screenshot shows a white rectangular form centered on a purple background. At the top of the form is the question "Are you applying from a school, college, or centre?". Below the question are two circular buttons: a teal one labeled "Yes" and a pink one labeled "No". Underneath these buttons is the text "Select Yes here." and a dark blue button with the text "START >" in white.

Making an application

Profile:

- Personal details
- Nationality details
- Where you live
- Contact details
- Supporting information
- Finance and funding
- Diversity and inclusion
- More about you

The image shows a grid of eight application sections on a dark background. Each section is a white rounded rectangle with a title, a brief description, and a 'Start this section' button. The 'Where you live' and 'Supporting information' sections have a blue bar at the bottom with a white 'i' icon and the text 'Section in progress'.

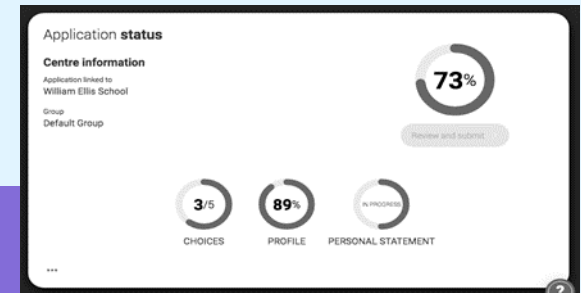
Section Name	Description	Status
Personal details	Name, age, title and gender	Start this section
Nationality details	Birthplace and nationalities	Start this section
Where you live	Tell us about your address history	Section in progress
Contact details	Address, email and telephone	Section in progress
Supporting information	So that providers know how to support you during your studies	Start this section
Finance & funding	Tell us how you'll fund your study	Start this section
Diversity & Inclusion	Additional equity information	Start this section
More about you	Tell us about any circumstances that you might need support for during your studies	Start this section

Making an application

Experiences:

- Education
- Employment
- Extra activities
- Personal statement

- Add choices – up to five



Experience

Education >
Your qualifications and periods of study
 Section in progress

Employment >
Employment, paid or unpaid, or volunteer work
 Section complete

Extra activities >
Activities you have attended in preparation for higher education
 Start this section

Personal Statement

Personal statement >
Why do you want to study this subject?
 Start this section

Your choices

Search for courses
Find courses and providers

+ Add choice

Law with Business Studies (M1N1)
University of Birmingham (B32)

Law (M100)
King's College London, University of London (K50)

INFO
You may need to take an admissions test

Law (M100)
University of Liverpool (L41)

Confirm choices

The personal statement



The only section students have full control over



Students' only chance to market themselves individually



The same for all choices



A maximum of 4,000 characters, or 47 lines



A minimum of 1,000 characters



There isn't a spelling or grammar check



No formatting is allowed

UCAS' similarity detection service:
every personal statement is run
through software to check for
plagiarism.

In 2024, UCAS
received 675,000
applications, with
498,340 acceptances

The personal statement

What is it for?

01

Provide a picture of the student as a STUDENT

02

Provide insight into the way they THINK and WORK

03

Show WORK ETHIC and COMMITMENT to the subject

The personal statement

What is it not for?

01

Telling a LIFE
STORY

02

Giving a LIFE
PLAN

03

Showing
PERSONALITY

04

Proving the
ability to use
a THESAURUS

The personal statement

- Start early
- Should include:
 - academic achievements, past and present
 - why they're interested in the subject area
 - their knowledge of the subject area
 - their enthusiasm to go beyond the syllabus
 - what they enjoy about studying
 - details of their independent study skills
- We offer lots of help, support and guidance on writing their statement. You can help too – you might remember things, or help with proofreading. Reading through a first draft is a good way to support your child.



step 2

Once the application's sent

- Decision-making by institutions

- Unconditional offer
- Conditional offer
- Unsuccessful

Or they might:

- offer an alternative course
- request an interview
- ask to see a portfolio
- ask for a further admissions test
- ask for additional work to give a lower offer
- try to tempt students by lowering offers if they accept as firm choice

Tips:

- Keep on top of dates & deadlines
- Use folders to keep correspondence organised

Tracking applications

Students should head to UCAS Hub to track their application.

Click your application to:

- follow the progress of their application 24/7
- see their choices and personal information
- view their offers
- reply to offers online

They also need to get on with applying for:

- finance (usually before they reply: Feb-May) and
- accommodation (once they've replied to offers)




Replies to offers

Once students have decisions from all their choices, they can hold a maximum of two offers:

- one as a 'firm' acceptance – their first choice. If they meet the conditions of the offer they will be placed here.
- the other as an 'insurance' acceptance. This acts as a back-up if they don't get into their 'firm' choice (so should be asking for lower grades).

They must then decline any remaining offers.



Other options



Extra (Feb – Jul)

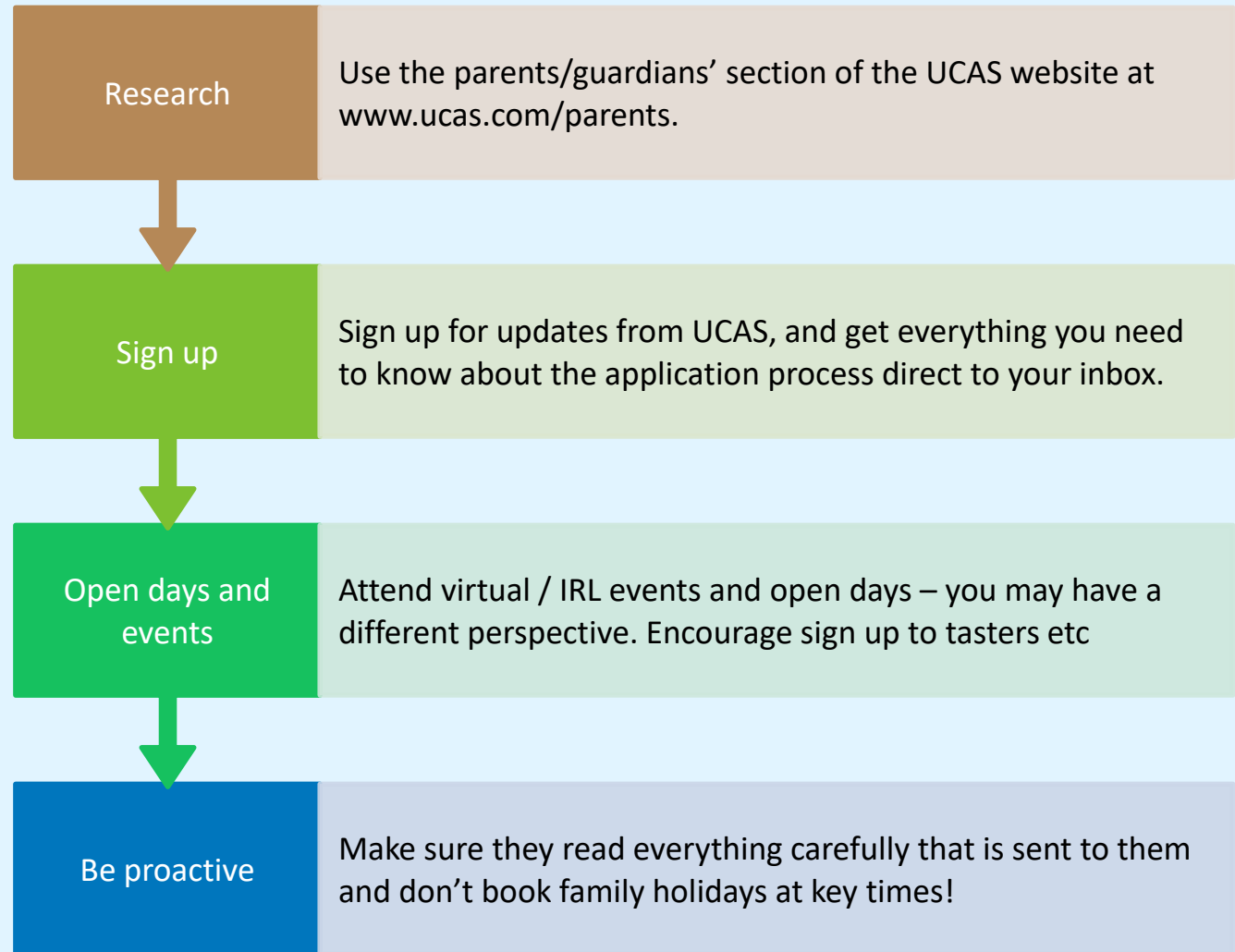
- Used all five choices and had no offers.
- Add Extra choices for consideration one at a time.

Clearing (Jul – Oct)

- Apply after 30 June, receive no offers, decline all offers, not met conditions.
- Find vacancies from early July, and add a Clearing choice to their application on results day.

Results! 14th August Confirmation and Clearing

How can you support them?



Encourage them to sign up to Join the Dots!

Sign up to Join the Dots with The Brilliant Club. A free programme to support you to apply and make the step up to university. Join the Dots is split into two parts:

Before university:

- UniPrep gives you access to free live webinars. It offers free guidance and tips on things like personal statements and student finance, as well as study skills support and insight into what life is like at university.
- The next webinar is University Application on 22nd October.

Starting uni:

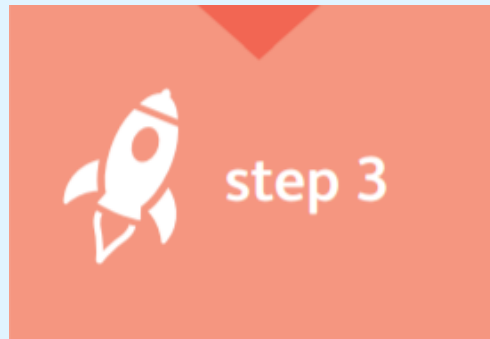
- If you get into a Join the Dots partner university, you'll be able to secure a spot in the second part of the programme.

How do I sign up?

Sign up only takes 2 mins – fill in this sign up form with your details.

<https://thebrilliantclub.org/join-the-dots/join-the-dots-students/join-the-dots-student-sign-up/>

Getting ready for uni





step 3

How can you support them to get ready for university?

- You will need to complete part of the Student Finance application if they are going to apply for income-based loans or bursaries.
- Prepare them for living away from home:
 - Cost of living – paying bills
 - Independent living skills – cooking and laundry.



Decisions, decisions ...

The students who end up applying late, reapplying or trying to make changes late on are usually the ones who rushed into a decision, or ruled out options too soon.

It makes sense to look into the options available, to enable informed choices.

BUT they don't have to decide between uni or apprenticeships now! They can apply for both.

Key sites

- ★ www.ucas.com/parents-signup
- ★ www.ucas.com/parents
- ★ www.unifrog.org
- ★ [UK University fair: https://unifrog.ivent-pro.com/events/ukuniversityfair/login](https://unifrog.ivent-pro.com/events/ukuniversityfair/login)
- ★ <https://thebrilliantclub.org/join-the-dots/join-the-dots-students/join-the-dots-student-sign-up/>
- ★ www.unitasterdays.com
- ★ www.opendays.com
- ★ www.gov.uk/student-finance
- ★ www.thestudentroom.co.uk

ANY QUESTIONS?

landreth@williamellis.camden.sch.uk

<https://calendly.com/landreth/30min>



Sixth Form Futures