

William Ellis School

Year 11 WES revision guide 2025-26

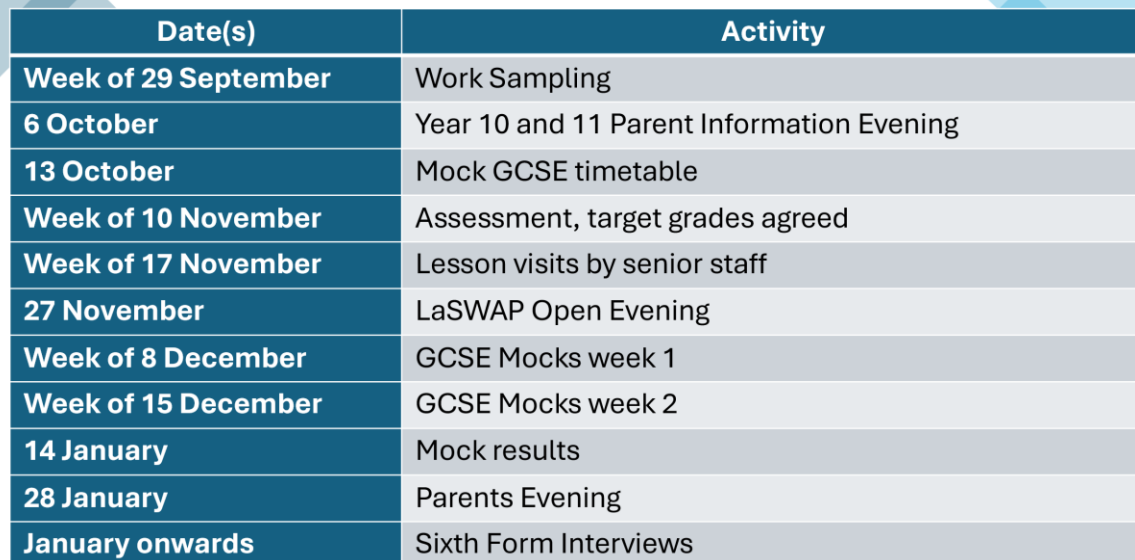
Key Contacts:

Head of Year Jeremy Pratt jpratt@williamellis.camden.sch.uk

Assistant Head of Year/The Bridge Krishan Denning-Sen kdenningesen@williamellis.camden.sch.uk

Deputy Head/Year 11 SLT Bernie Lane blane@williamellis.camden.sch.uk

SENDCo/Exam Access Arrangements: Ann Charalambos Clarke
acharalambosclarke@williamellis.camden.sch.uk



Date(s)	Activity
Week of 29 September	Work Sampling
6 October	Year 10 and 11 Parent Information Evening
13 October	Mock GCSE timetable
Week of 10 November	Assessment, target grades agreed
Week of 17 November	Lesson visits by senior staff
27 November	LaSWAP Open Evening
Week of 8 December	GCSE Mocks week 1
Week of 15 December	GCSE Mocks week 2
14 January	Mock results
28 January	Parents Evening
January onwards	Sixth Form Interviews

Looking ahead:

GCSE Exams begin week of Monday May 4th 2026 - *note that some assessments take place before that date including: Drama performances, PE practical, Modern Languages speaking exams, Art, Hospitality and Catering practical.*

Year 11 Celebration Evening Thursday ---- June at 6.30 pm

Followed by LaSWAP taster day on Friday ---- June

GCSE results day Thursday 20th August

YEAR 11 INTERVENTIONS

AUTUMN TERM 2025

	Before School	Lunchtime	After School
Art/DT		Monday (Week A only) Room 40	Wednesday Room 40 Friday Rooms 40 & 42
Chemistry		Wednesday Room 45 (mainly for students affected by staff absence last year)	
Drama			Tuesday DS1 or Computer room
English		Homework support as needed	Targeted interventions with subject teachers
History			Wednesday Room 14
Maths			Monday Your normal classroom Wednesday Room 3
Modern Languages		Monday Homework LO1 Wednesday Week A Thursday Week B French Speaking/Listening LO2	
Music		Thursday MS1	
PE (GCSE)			Thursday Room 8
Homework Club (TA department)			Every day Library
Library	Every day	Every day	Every day

Other short-term interventions during the year will be open to all students or for specific groups

Saturday morning interventions begin early in 2026

Subject-by-subject exam information

Document with hyperlinks available online

Art and Graphic Communication

Exam Board: Edexcel

Lead teacher: Ms Madsen

lmadsen@williamellis.camden.sch.uk (Art and Design)

mgunter@williamellis.camden.sch.uk (Graphics and Design/Technology)

Exam 1 : Unit 1 Hand in Date: April 2026

Content:

Identity

Title page and Mind map (brainstorm 30 words or more) on identity

Skull/hands/ facial tonal drawings

Artist research and response of Van Gogh

Artist research and response of Frieda Kahlo

Festival of colour response (Trip)

Artist research and response of Julian Opie

Artist research and response - Roy Lichtenstein.

Artist research and response - Camilla Catrambone

Cabinet of curiosity Lauderdale house response.

Thumbnails

Final design

Artist intention (write up)

Evaluation (write up)

Together and Apart

1. You should have a visual brainstorm with 30 or more words and 10 pictures on the theme 'together and apart'

2. At least 10 images of ICT research made into a collage, filling a page.

3. Complete artist study on Vasco with your own version and written response

4. Completed artist study on Mandala

5. Hands drawing page (primary source drawings)

6. You should complete four virus drawings in different materials - write out how virus links to together and apart (covid)

7. Completed primary source drawing of peppers of objects linking to theme

9. Georgia O'Keefe research and response.

10. History museum visit pages and drawings 10. Six thumbnail composition design ideas

11. Final design idea with artist intention sheet completed

12. Every page must be annotated to explain your work

Exam 2

Duration: 10 Hours

Content: to be set by the exam board

Where can I find the right revision resources?

GCSE Art Student Handbook.docx

Art work plan updated.docx

How should I revise?

Make sure your sketchbook is completed. Please use Friday intervention to help with time

Business Studies

Exam Board: Edexcel

Lead teacher: Mr Harris

lharris@williamellis.camden.sch.uk

Business Paper 1:

Investigating Small Business

Written examination: 1 hour and 45 minutes

Content:

- Topic 1.1 Enterprise and entrepreneurship
- Topic 1.2 Spotting a business opportunity
- Topic 1.3 Putting a business idea into practice
- Topic 1.4 Making the business effective
- Topic 1.5 Understanding external influences on business

Assessment overview:

50% of the qualification 90 marks

The paper is divided into three sections:

Section A: 35 marks

Section B: 30 marks

Section C: 25 marks.

The paper will consist of calculations, multiple-choice, short-answer and extended-writing questions. Questions in Sections B and C will be based on business contexts given in the paper. Calculators may be used in the examination. Information on the use of calculators during the examinations for this qualification can be found in Appendix 4: Calculators

Business Paper 2:

Building a Business written examination: 1 hour and 45 minutes

Content:

- Topic 2.1 Growing the business
- Topic 2.2 Making marketing decisions
- Topic 2.3 Making operational decisions
- Topic 2.4 Making financial decisions

- Topic 2.5 Making human resource decisions

Assessment overview

50% of the qualification 90 marks

The paper is divided into three sections:

Section A: 35 marks

Section B: 30 marks

Section C: 25 marks.

The paper will consist of calculations, multiple-choice, short-answer and extended-writing questions. Questions in Sections B and C will be based on business contexts given in the paper. Calculators may be used in the examination. Information on the use of calculators during the examinations for this qualification can be found in Appendix 4: Calculators.

How should I revise?

All students have been given two GCSE Business books, and bought out of the GCSE budget.

Students should use these books to write up notes, produce mindmaps. There are also QR codes throughout for students to use their phones to assist with higher level questions.

Students should also use their WHITE GCSE assessment books and complete all exam questions by the start of each exam, answers are at the back.



Plus

REVISION WORLD for past papers

Edexcel GCSE Business Studies Past Papers - Revision World

BBC Bitesize has also been updated:

GCSE Business - Edexcel - BBC Bitesize



Computing

Exam Board: Edexcel

Lead teacher: Mr Arach

parach@williamellis.camden.sch.uk

Exam 1 date Duration: 1 hour 30 minutes

Content:

1.1 Systems architecture

1.2 Memory and storage

1.3 Computer networks, connections and protocols

1.4 Network security

1.5 Systems software

1.6 Ethical, legal, cultural and environmental impacts of digital technology

Exam 2 Duration: 1 hour 30 minutes

Content:

2.1 Algorithms

2.2 Programming fundamentals

2.3 Producing robust programs

2.4 Boolean logic

2.5 Programming languages and Integrated Development Environments

Where can I find the right revision resources?

Free Revision Websites (Notes, Flashcards & Quizzes)

- **BBC Bitesize** (BBC Bitesize Computer Science)
 - Great for **simplified explanations** and **interactive quizzes**.
- **Isaac Computer Science** (Isaac Computer Science)
 - Best for **challenging practice questions** and **interactive lessons**.
- **Teach-ICT** (Teach-ICT)
 - Includes **detailed notes** and **worksheets**.
- **Seneca Learning** (Seneca GCSE Computer Science)
 - Free **interactive revision** with quizzes.
- **Craig n Dave YouTube Channel** (Craig n Dave)
 - Excellent **video tutorials** for **AQA & OCR** exam boards.

Online Flashcards & Revision Apps

- **Quizlet** (Quizlet GCSE Computer Science)
 - Find **ready-made flashcards** or create your own.
- **Brainscape** (Brainscape GCSE CS)
 - AI-powered **flashcard-based learning**.
- **Gojimo Revision App** (Gojimo)
 - **Mobile-friendly quizzes** for GCSE revision.

Programming Practice Platforms

If your exam includes a **practical coding component**, practice with:





- **W3Schools** (W3Schools Python)
- **Replit** (Replit)
- **Codecademy** (Codecademy)
- **LeetCode (Easy Problems)** (LeetCode)
- **HackerRank (Python)** (HackerRank)

Past Paper Practice & Marking

- **Maths Made Easy (MME)** (MME GCSE Computer Science)
- **Physics & Maths Tutor (PMT)** (PMT GCSE CS)
- **Save My Exams** (Save My Exams GCSE CS)

How should I revise?

Create a Revision Plan

-  **Start Early** – Avoid last-minute cramming.
-  **Prioritize Weak Areas** – Spend more time on difficult topics.
-  **Use Active Recall & Spaced Repetition** – Don't just read; test yourself!
-  **Follow the 30-10 Rule** – Revise for **30 minutes**, take a **10-minute break**.

→ **Example Weekly Plan:**

Day	Focus Area	Activity
Monday	Computer Systems	Watch videos & take notes
Tuesday	Data Representation	Use flashcards & quizzes
Wednesday	Algorithms	Solve past paper questions
Thursday	Programming	Code small programs
Friday	Networking & Cybersecurity	Do topic-based questions
Saturday	Exam Practice	Full past paper under timed conditions
Sunday	Review Weak Areas	Go over mistakes & improve

Master Exam Questions & Technique

 **Step-by-Step Approach:**

- Read the question **carefully**.
- Underline **keywords** (e.g., "explain," "describe," "evaluate").
- Plan your **answer structure**.
- Always **justify** your answers (especially in 6-8 mark questions).

Drama

Exam Board: Edexcel

Lead teacher: Ms Hughes

ahughes@williamellis.camden.sch.uk

Exam 1 date: Practical acting exam – unknown date, sometime in Feb/March. Confirmed in January.

Duration: 1 day off timetable. You will perform two **scripted** pieces – a group piece lasting 10-15 mins and a duologue or monologue lasting 2-3 minutes. The exam will be performed in front of other Drama students and a **visiting examiner, who will assess you.**

Content:

(AO2) Apply theatrical skills to realise artistic intentions in live performance.

- Voice and physical skills
Your ability to vary your vocal and physical skills to communicate meaning to the audience.
- Characterisation and communication
Your understanding of your role in the play's context, and the ability to perform with focus and confidence. Ability to have rapport with your audience and other performers.
- Artistic convention and style/genre/theatrical conventions.
Contribution to the realisation of artistic intention, with a clear knowledge of your chosen style, genre and conventions.

Exam 2 date: Written exam. To be confirmed (usually in first week of summer exam period)

Duration: 1hour 45 mins.

Content:

Section A:(AO3) Demonstrate knowledge and understanding of how drama and theatre is developed and performed.

DNA by Dennis Kelly. You will be given an extract (around 3 pages) in the exam.

a) i) You are going to play Character X. Explain two ways you would play this character in this extract. 4 marks

a) ii) As a performer, give three suggestions of how you would play Character Y to show that the character is feeling (sad/happy/scared/nervous/excited etc) X. You must provide a reason for each suggestion. 6 marks

b) i) As a director, discuss how you would use production elements below to bring this extract to life for your audience. You should refer to the context in which the text was created and first performed. 9 marks

B) (ii) As a director, discuss how the performer playing Character Z might demonstrate (an idea/emotion/mood) to the audience in this extract and in the complete play.

You must consider:

- voice
- physicality
- stage directions and stage space. 12 marks

c) Discuss how you would use one of the design elements below to enhance the production of this extract for the audience.

- lighting/sound/set design/costume and props/stage space

14 marks

Section B: (AO4) Analyse and evaluate their own work and the work of others.

Answer these questions on one of the performances you've seen – *Dear England* OR *Lost Atoms*.
You will have a page of notes to help you.

(a) Analyse one key moment of the performance. 6 marks

(b) Evaluate the performance. 9 marks

Where can I find the right revision resources?

For the acting exam:

Rehearse effectively every lesson!

Work on your monologue at home – ask family to watch and give feedback.

For written exam:

Your yellow class book

Satchel One revision tasks

Online – plenty of DNA revision resources/videos

Watch productions of DNA

Ask Ms Hughes for extra exam questions

How should I revise?

For acting exam:

In lesson time – work hard with your group and attend all extra rehearsals.

Practice your monologue daily!

For written exam:

Complete past papers – ask Ms Hughes to mark them

Watch videos/live productions of DNA

Revision resources on Satchel

Intervention after school on Tuesday after Feb half term

Flashcards for design key words.

For design questions – annotate your copy of the play with ideas.

Economics

Exam Board OCR

Lead teacher: Ms Mallick

lmallick@williamellis.camden.sch.uk

Exam dates:

Introduction to Economics (paper 1) – Friday 8th May 2026

National and International Economics (paper 2) – Friday 22nd May 2026

Both papers are 1hr 30 minutes and are worth 80 marks each, with the first 20 questions on each paper being MCQs. This is followed by 3 questions based around case studies with each question being worth 20 marks (4 x 2 markers and 2 x 6 markers)

Paper 1 Content:

- 1.1 Main economic groups and factors of production
- 1.2 The basic economic problem
- 2.1 The role of markets
- 2.2 Demand
- 2.3 Supply
- 2.4 Price
- 2.5 Competition
- 2.6 Production
- 2.7 The labour market
- 2.8 The role of money and financial markets

Paper 2 Content:

- 3.1 Economic growth
- 3.2 Low unemployment
- 3.3 Fair distribution of income
- 3.4 Price stability
- 3.5 Fiscal policy
- 3.6 Monetary policy
- 3.7 Supply side policies
- 3.8 Limitations of markets
- 4.1 Importance of international trade
- 4.2 Balance of payments
- 4.3 Exchange rates
- 4.4 Globalisation

How to revise:

- Use of the class Teams channel to access all lesson slides
- Topic companion guide (printed out and given to all students in Year 10)
- Mr Goff GCSE Economics (Home: GCSE Economics MrGoff.com)
- OCR GCSE (9-1) Economics: Second Edition



English Language

Exam Board AQA

Lead teacher: Ms Damms

ldamms@williamellis.camden.sch.uk

Exam 1 date: May 21st 2026

Duration: 1 hour, 45 minutes

Content: 8700/01: **Explorations in Creative Reading and Writing** (fiction-based paper)

Section A: Reading (and suggested timings)

Q1 – A multiple-choice question (from June 2026) 4 marks – 3 minutes

Q2 - ‘How does the writer use language...(focus given)’ - 8 marks – 10 minutes

Q3 - ‘How does the writer use structure... (with an effect as a focus)’ - 8 marks – 10 minutes

Q4 - ‘To what extent do you agree...’ 20 marks – 20 minutes

Section B: Writing (and suggested timing)

Q5 – Descriptive or narrative writing (story openings to be allowed from June 2026) – 40 marks – 45-50 minutes

Exam 2 date: June 5th 2026

Duration: 1 hour, 45 minutes

Content: 8700/02: **Writers’ Viewpoints and Perspectives (the non-fiction-based paper)**

Section A: Reading (and suggested timings)

Q1 - ‘True or false’ 4 marks – 3 minutes

Q2 – Inferences and synthesis (mini-comparison around a focus) - 8 marks – 10 minutes

Q3 - ‘How does the writer use language... (with focus)’ - 12 marks – 15 minutes

Q4 - ‘Compare how the writers convey different feelings and perspectives’ 16 marks – 20 minutes

Section B: Writing (and suggested timing)

Q5 – Transactional writing e.g. article/speech/letter/essay – 40 marks – 45 to 50 minutes

Where can I find the right revision resources?

- Please ensure you have your orange language books at home for revision and have paid attention to targets and marking in your lilac exam portfolio books.
- Check out a mark scheme of one of the papers you have already done:
<https://filestore.aqa.org.uk/sample-papers-and-mark-schemes> Read the examiners’ feedback on a writing section of a paper you have already done.
- Try BBC Bitesize for useful links: <https://www.bbc.co.uk/bitesize/topics/z2mnwsg/articles/z4jq3qt>

How should I revise?

- The December 2025 (Paper 2) and March 2026 (Paper 1) mocks will be key practice opportunities
- Ensure you know the focuses and techniques for the reading questions. Ensure you can remember the advised timings and procedure – read the questions, read the extract, read again and now annotate, do the questions in order. Avoid social media advice.
- Use the advice in the WES AQA handbook, linked here:
<https://www.williamellis.camden.sch.uk/attachments/download.asp?file=825&type=pdf>
- Find and go over your evaluative verbs list (Q4 on Paper 1)
- Ensure you have thought about how to improve on your last exam performance, for example by learning some key spellings; checking out advice on paragraph use; looking at exercises in using commas and full-stops correctly (and avoiding comma splices); revising dialogue punctuation, etc.
- Ensure that for English paper 2 you know the basic requirements of the different writing modes that may come up in Question 5: an article, an essay, an open letter or letter to an editor, a speech or talk, a leaflet (the last has never been set).
- Ensure you revise how to use comparative language (for Q2 &4 on Paper 2).

Ask for past papers from our store of them.

English Literature

Exam Board OCR
Lead teacher: Ms Damms
ldamms@williamellis.camden.sch.uk

Exam 1 date: May 11th 2026

Duration: 2 hours

Content: J352/01: **Exploring Modern & Literary Heritage Texts**

1. *An Inspector Calls* - 2 questions, the first comparative with an 'unseen' drama extract
2. *Great Expectations* - a choice of an extract-based question or the discursive option or (for one class) *A Christmas Carol*.

Where can I find the right revision resources?

- Your everyday English literature books should be full of materials from the two units, for example theme webs, annotated and highlighted quotations, practice extended writing.
- You should pay particular attention to the front sheets for OCR *An Inspector Calls* and for OCR *Great Expectations* and *A Christmas Carol*. All four literature front sheets should be kept to hand.

- There are guides to the OCR exams on both *Great Expectations* and *AIC* on the school website.
- Use the *An Inspector Calls* key 'moments' packs to revise for the second question – the mini-essay – and make sure you have learnt the fine details of at least three of these. Remember that you have your own copy of *Great Expectations* (or *A Christmas Carol*) which should be full of annotations; a selection of key chapters to re-read has also been provided, with notes about previous exams that have been set by OCR.

How should I revise?

- The December 2025 (Paper 1) and March 2026 (Paper 1) mocks will be key practice opportunities.
- Read teacher feedback on your practice essays on both texts. You have done multiple practice essays: please go over your teacher's comments and look at the targets you were given each time (on the checklists). Read the good models from former and current students we have given you and the teacher-written model essays.
- Ensure you have an overall argument about the novel: '*Great Expectations* (or *A Christmas Carol*) is a novel about...and how...'
- If you are interested in doing the discursive B option for *Great Expectations* (or *A Christmas Carol*), make sure you have been taught how by your teacher, or come to a dedicated advice session on a Wednesday after school.
- Look at the handbooks on the YR 11 section of the school website, for 'AIC' and 'GE'.
- Revise writing comparatively about the play extracts (*AIC*) and 'unseen' extracts. For *AIC*, where the question with the unseen can be tricky, look over the model answers, focusing on Scripts A and B, that are provided by OCR: <https://www.ocr.org.uk/Images/258657-an-inspector-calls-candidate-style-answers.pdf>
- Use BBC Bitesize OCR materials: <https://www.bbc.co.uk/bitesize/examspecs/zq8639q>

Exam 2 date: May 19th 2026

Duration: 2 hours

Content: J352/02: Exploring Poetry and Shakespeare

1. Love & Relationships Poetry (in the OCR 'Towards a World Unknown' anthology) - Two questions:
 - the first is a comparative with an 'unseen' poem
 - Exploring another poem from the anthology (Love & Relationships poems only)
2. Romeo and Juliet - a choice of an extract-based question or the discursive option

Where can I find the right revision resources?

- Pay special attention to the front sheets for the OCR exams we have given you for each of our four literature texts. Pay attention especially to the key terms and context sections.
- Use your annotated copies of the texts, especially your own *R&J* play. Use your exercise books and revision materials.

- Look through the material posted on Satchel One.
- Use model essays you have been given.
- Ensure you have a completed copy of your 'Love & Relationships' poetry vocabulary tables to guide you
- Look at some of the OCR exam reports for mock exams you have completed, e.g. <https://www.ocr.org.uk/Images/704705-examiners-report-exploring-modern-and-literary-heritage-texts.pdf>
- Use BBC Bitesize OCR materials: <https://www.bbc.co.uk/bitesize/examspecs/zq8639q>

How should I revise?

- Read your teacher's feedback on your practice essays on all the texts. You have done multiple practice essays: please go over your teacher's comments and look at the targets you were given each time (on the checklists). Your lilac exam books will have some of these.
- Read the good exam essay models from former and current students we have given you and the teacher-written model essays.
- Ensure you have an overall argument about Romeo and Juliet: 'Romeo and Juliet is a play about ...and how...'
- If you are interested in doing the discursive B option for Romeo and Juliet (or Great Expectations) make sure you have been taught how by your teacher, or arrange a time to be taught how to do this in advance.
- Revise writing comparatively about the poems with 'unseen' poems.
- Make quotation charts arranged by character and themes for the plays and the novel.
- Reread the texts – either cover to cover or key scenes and chapters and episodes.
- Complete some past papers and look at the open access examiner reports on the OCR site for the particular papers you choose.
- Complete all the units for the OCR-specific revision activities on the BBC Bitesize page: Romeo and Juliet - GCSE English Literature Revision - OCR - BBC Bitesize
- Use <https://www.rsc.org.uk/shakespeare-learning-zone/romeo-and-juliet> to remind yourself at least of the sequence of the plot before rewatching productions and rereading the play.
- Ensure you have a repertoire of five poems you could use for the Poetry b) question – with notes on their form and structure; their language patterns; their messages; their authors.

Geography

Exam Board Edexcel

Lead teacher: Mr Pomeyie

spomeyie@williamellis.camden.sch.uk

Paper 1: The Physical Environment duration: 1 hr 30mins

Content:

All topics in the Physical Environment (Changing Landscapes, Global Weather Hazards & Climate Change, Ecosystems)

Paper 2: The Human Environment duration: 1 hr 30mins

Content:

All topics in the Human Environment (Changing Cities, Global Development, Water Resource Management)

Paper 3: Geographical Investigations: Fieldwork and UK Challenges

duration: 1 hr 30mins

Revision Guide

- £6.25 Edexcel Geography A Revision Guide ISBN: 9781292133775
(Used versions can be found cheaper on Amazon etc)

Alternatively, you may wish to purchase a CGP revision guide. We have example copies of all revision guides so that students can choose the most appropriate for them.

- CGP GCSE Geography For Edexcel A (Grade 9-1) The Revision Guide ISBN: 9781789083019

Text Book

The course textbook is quite expensive, however, if you wanted to purchase a copy of the course textbook the details are below. Used versions of the paperback can be found cheaper on Amazon etc.

Hodder Education

£25.99 Tomorrow's Geography for Edexcel GCSE A Fifth Edition ISBN: 9781471861253

£6.25 Tomorrow's Geography for Edexcel GCSE (9–1) A Fifth Edition Student eTextbook
ISBN:9781471861352

Free web app for GCSE learning - Pearson Revise web

The Pearson Revise web app is free for students to use to support GCSE learning.

<https://www.pearson.com/uk/learners/secondary-students-and-parents/pearson-revise-for-gcse.html>

Also available to download for mobile from the App Store and Google Play.

Where can I find the right revision resources?

Teams – You will find: Past Papers; Topic Revision PowerPoints; Scanned textbook pages for each topic; Revision Booklet (Paper 1 & 2); Revision Guide (Paper 1).

Seneca Learning – All students have an account as the school has purchased Seneca Premium.

Revision videos for Edexcel A GCSE

Geog Vlogs Halls –<https://www.youtube.com/@geogvlogshalls5352>

Jonny Rock - <https://www.youtube.com/@jonnyrock5254/playlists>

Revision Guide <https://www.amazon.co.uk/Revise-Edexcel-Geography-Revision-Guide/dp/1292133775>

How should I revise?

Good revision is not just learning the geography but also learning how you use it to pass your exams.

1. Revision begins as soon as you start your course. You can prepare by:

Finding out what you need to know.

Organising your notes - make a list of the topics and case studies.

Knowing how your GCSE papers are structured and practising past questions.

Make sure you have a copy of the syllabus, be really clear what topics you need to know then check that your notes are complete and make sense.

Most exams have compulsory questions so you can't afford to have gaps in your notes just in case those topics come up.

Write clear and complete notes when you do the work in the first place.

If you need to improve your notes you could ...

Ask someone if you can copy up any work that you have missed - but make sure you understand it.

Find extra information on topics using textbooks, the library or the Internet. There are many sources of information but for it to be useful make sure that you fully understand it - if not ask your teacher.

Get a good revision guide.

2. Learning the work

We do not all learn in the same way and there are many ways to revise. Some people use lists, others use pictures and diagrams. The best way is to use a range of learning styles. Case studies need learning but map skills can't be learned: they need practice.

To revise work effectively, you need to know about your exam...

Which topics are tested in which paper?

What is compulsory?

History

Exam Board: AQA

Lead teacher: Mr Edwards

tedwards@williamellis.camden.sch.uk

Exam 1 duration 2 hours

Content:

1. USA 1920-1973: Opportunity and inequality
2. Conflict and tension in Asia, 1950-1975

Exam 2 duration 2 hours

Content:

1. Migration, empires and the people, c.790-present day
2. Norman England, 1066-c.1100

Where can I find the right revision resources?

Revision folder for students

You will also have your photocopied pages from the Oxford revision guide.

How should I revise?

- Use Carousel for revision resources and bespoke quizzes
- Construct revision tools – e.g. flash cards, mind maps, timelines
- Complete practice exam questions. You can find mark schemes here – MAKE SURE YOU ARE LOOKING AT THE RIGHT TOPICS!!!

Hospitality and Catering

Exam Board WJEC

Lead teacher: Ms Sinnott

gsinnott@williamellis.camden.sch.uk

Exam 1 NEA date: by 5th May 2026

duration: 12 hours coursework which includes the practical exam

Content:

A new brief released September 1st every year.

Portfolio to accompany the two dishes

Exam 2 date: June 2026

duration: 1hour 20 mins

Content:

1.1 Hospitality and catering provision

1.2 How hospitality and catering providers operate

1.3 Health and safety in hospitality and catering

1.4 Food safety in hospitality and catering

Where can I find the right revision resources?

<https://www.wjec.co.uk/home/student-support/revision/revision-resources/new-knowledge-organisers/>

1.1 Hospitality and catering provision

1.2 How hospitality and catering providers operate

1.3 Health and safety in hospitality and catering

1.4 Food safety in hospitality and catering

<https://www.bbc.co.uk/bitesize/guides/zvtx47h/revision/4>

<https://www.wjec.co.uk/media/tcnbhvs1/vocational-award-in-hospitality-catering-learner-guide-september-2022.pdf>

When opportunities arise, real life situations.

Visit cafes, restaurants, hospitality and catering establishment, canteens, pop up eateries, festivals, holidays visits, camp sites, motels and record.

Observe presentation and serving of food.

Staff and customers.

How should I revise?

Mathematics

Exam Board: Edexcel
Lead teacher: Mr Vettiankal
gvettiankal@williamellis.camden.sch.uk

Exam 1 date: 14th May - 90 mins

Exam 2 date: 3rd June - 90 mins

Exam 3 date: 10th June - 90 mins

Where can I find the right revision resources?

- Useful revision workbook eg Edexcel GCSE Maths Complete Revision and Practice Foundation/Higher ISBN978138203984
- Useful websites – corbettmaths, mathsgenie and SPARX
- Attending revision Maths classes on Mondays, Tuesdays, Wednesdays
- Attend Saturday classes between 9:30 to 11:30 starting from Feb 2026

3. How should I revise?

Complete practice questions and check your working and final answers. Repeat similar questions on topics that you find hard.

Go over your weak topics based on what is in your assessment folders.

Watch the videos on SPARX and MATHS GENIE then go over the worksheets/exam questions on these topics from these websites.

Keep a list of how much revision/practice you have done for each topic – do not ignore any topic completely.

Modern Foreign Languages (French and Spanish/French or Spanish)

Exam Board: AQA
Lead teacher: Ms Rodgers
urodgers@williamellis.camden.sch.uk

Exam 1

French/Spanish speaking

Duration:

7-9 minutes at Foundation Tier (+12 minutes supervised preparation time)

10-12 minutes at Higher Tier (+12 minutes supervised preparation time)

Content:

Role Play task, Photo Card task & General Conversation Questions

Me, my family & friends

Technology in everyday life

Free-time activities

Customs & festivals

Home, town, neighborhood & region

Social issues

Global issues

Travel & tourism

My studies

Life at school & college

Education post-16

Jobs, career choices & ambitions

Exam 2

French/Spanish listening exam

Duration:

35 minutes at Foundation Tier (+ 5 minutes reading & annotating time before the tracks start)

45 minutes at Higher Tier (+ 5 minutes reading & annotating time before the tracks start)

Content:

Answering listening comprehension questions in English (Part A) and answering comprehension questions in French/Spanish (Part B)

Me, my family & friends

Technology in everyday life

Free-time activities

Customs & festivals

Home, town, neighborhood & region

Social issues
Global issues
Travel & tourism
My studies
Life at school & college
Education post-16
Jobs, career choices & ambitions

Exam 3 date:

French/Spanish reading

Duration:

45 minutes at Foundation Tier

1 hour at Higher Tier

Content:

Reading a variety of texts and answering comprehension questions in English (part A), Reading a variety of texts and answering comprehension questions in French (part B), and translating a text from French to English (part C)

Me, my family & friends
Technology in everyday life
Free-time activities
Customs & festivals
Home, town, neighborhood & region
Social issues
Global issues
Travel & tourism
My studies
Life at school & college
Education post-16
Jobs, career choices & ambitions

Exam 4

French/Spanish writing

Me, my family & friends
Technology in everyday life
Free-time activities
Customs & festivals
Home, town, neighborhood & region
Social issues
Global issues
Travel & tourism
My studies
Life at school & college
Education post-16
Jobs, career choices & ambitions

Duration:

1 hour at Foundation Tier

1 hour 15 minutes at Higher Tier

Content:

Foundation Tier – Q1 (describing a photo), Q2 (40-word present tense writing), Q3 (translation of 5 sentences from English to French, Q4 (a 90-word essay using 3 tenses – students get 2 options to choose from)

Higher Tier – Q1 (90-word essay using 3 tenses - students get 2 options to choose from), Q2 (150-word essay using more complex tenses and expressions - students get 2 options to choose from), Q3 (translating a paragraph from English into French/Spanish)

Where can I find the right revision resources?

www.kerboodle.com for interactive vocab & grammar resources, as well as mini self-marked assessments for listening, reading & writing, with model recordings for speaking tasks

www.linguascope.com

www.revisionworld.com

www.aqa.co.uk

(<https://www.aqa.org.uk/find-past-papers-and-mark-schemes?q=french&page=3>)

How To Get A 9 In GCSE French! | The Exam Coach

Success at writing booklets & Role Play & Photo card booklets with teacher's notes

Speaking General Conversation booklets

How should I revise?

Interactive tasks on Kerboodle Listening with transcripts via AQA website

look up new vocab & note on revision cards

work in pairs to test each other

Lunchtime & after school speaking practice with the language assistants

Creating mind-maps on key tenses & using blurting techniques practiced in class

Music

Exam Board: Edexcel
Lead teacher: Ms Wood
cwood@williamellis.camden.sch.uk

Exam date: 5th June duration: 1hr 45 mins

Content: Component 3 Appraisal Exam

Students will be assessed on the following areas of study

1. Instrumental Music 1700-1820
2. Vocal Music
3. Music for Stage and Screen
4. Fusion

Where can I find the right revision resources?

EDEXCEL revision guides – All of these will be printed in our Music Department Revision book. They can also be found on the website here.

Music Department Revision Booklets – Music dictionary, Personal Learning Checklists for each set work , knowledge organizers and practice exam questions.

Music Listening Exercises and Ear Training: Both Rhythmic and Melodic

<https://teoria.com/en/exercises/>

Interval Ear Training

SET WORK Revision Videos – I have created a channel on YouTube with revision videos for each of the 8 Set works on the exam. Students will have these released to them on Satchel one by one in line with the curriculum plan. If you wish to have access to all 8 in advance, please email me for the links.

Keep a list of how much revision/practice you have done for each topic – do not ignore any topic completely.

Re watch the revision videos or read the Pearson Guide and highlight the musical features on the score.

Listen to the study pieces and follow the score.

Use practice exam question booklets and practice sitting these under timed conditions. 8 minutes maximum per set work question. The most important part is then to check the answers. If you get a question wrong, write the correct answers in Green Pen. If you're not sure why you go this question wrong, after checking your notes and score speak to Miss Wood and she will explain.

Practice your rhythmic and melodic dictation at least once a week in the last 6 weeks before the exam.

Physical Education

Exam Board: AQA
Lead teacher: Mr Levitt
jlevitt@williamellis.camden.sch.uk

Exam 1 duration 1 hour 15 minutes

Content:

Muscular Skeletal System
Cardiovascular System
Gas Exchange
Respiration
Effects of Exercise
Recovery & Injury Prevention
Levers, Planes & Axis
Components of Fitness
Training

Exam 2 duration 1 hour 15 minutes

Content:

Classification of Skills
SMART Targets
Information Processing
Inverted U Theory
Guidance
Commercialisation
Technology in Sport
Conduct of Performers
Drugs in Sport
Spectator Behaviour
Sedentary Lifestyle
Somatotypes
Sedentary Lifestyle
Diet

Where can I find the right revision resources?

Revision Guide (p1 – p66)
Revision Workbook (p1 – p66)
Past papers can be found on the AQA website under assessment resources.
<https://www.aqa.org.uk/subjects/physical-education/gcse/physical-education-8582/assessmentresources>
Revision Guide (p67 – p109)
Revision Workbook (p67 – p109)

Past papers can be found on the AQA website under assessment resources.

<https://www.aqa.org.uk/subjects/physical-education/gcse/physical-education-8582/assessmentresources>

How should I revise?

1. Revise a topic using your exercise book and revision guide.
2. Test your recall using the “topic on a page” worksheets
3. Test your knowledge through exam questions using your workbook.
4. Mark your answers using the mark scheme at the back of the workbook.
5. When you have revised all the topics in paper 1/2 try a past paper from the AQA website (link). Mark your past paper using the corresponding mark scheme on the AQA website (link).

Science (Biology)

Exam Board: AQA

Lead teacher: Mr Scott

mscott@williamellis.camden.sch.uk

Head of Science: zlaattoe@williamellis.camden.sch.uk

Exam 1 Duration: 1hr15 (trilogy) 1hr45 (triple)

Content:

- Cells
- Cell division
- Organs and organ systems (heart, lungs, circulation, xylem, phloem, leaves)
- Digestion and enzymes
- Photosynthesis
- Respiration
- Communicable and non-communicable diseases

Exam 2 Duration: 1hr15 / 1hr45 (Trilogy/Triple)

Content:

- The nervous system
- The endocrine system
- Genetics and inheritance
- Adaptation, variation and evolution
- Competition
- Biodiversity and ecology

Science (Chemistry)

Exam Board: AQA

Lead teacher: Ms Laattoe

zlaattoe@williamellis.camden.sch.uk

Exam 1 Duration: 1hr15 (trilogy) 1hr45 (triple)

Content:

- Structure and history of the atom
- The periodic table
- Structure and bonding
- Chemical calculations
- Chemical changes
- Electrolysis
- Energy changes
- Rates and equilibria

Exam 2 Duration: 1hr15 (trilogy) 1hr45 (triple)

Content:

- Crude oil and fuels
- Organic chemistry
- Polymers (triple only)
- Chemical analysis
- The Earth's atmosphere
- The Earth's resources
- Using our resources (triple only)

Science (Physics)

Exam Board: AQA

Lead teacher: Mr GFuller

sfuller@williamellis.camden.sch.uk

Head of Science: zlaattoe@williamellis.camden.sch.uk

Exam 1 Duration 1 hr 15 min (trilogy) 1 hr 45 min (triple)

Content:

- Energy
- Electricity
- Particle model of matter
- Atomic structure.

Exam 2 Duration 1 hr 15 min (trilogy) 1 hr 45 min (triple)

Content:

- Forces
- Waves
- Magnetism and electromagnetism
- Space physics (triple only)

Where can I find the right revision resources for Physics?

Mr Fuller's favourite resources are linked below:

https://williamellisschool100056.sharepoint.com/sites/Section_777625/SitePages/Physics-triple.aspx

Websites: Save My Exams, Physics and Maths Tutor, BBC Bitesize, Oak Academy, AQA exam board, Seneca Learning, Cognito

YouTube channels: FuseSchool, Cognito, Freesciencelessons

Past paper questions: via your teacher (or <https://www.physicsandmathstutor.com/physics-revision/gcse-aqa/>)

Revision guides: CGP (available in shops), Collins (via ParentPay)

Where can I find the right revision resources for Science?

Websites: Save My Exams, Physics and Maths Tutor, BBC Bitesize, Oak Academy, AQA exam board

YouTube channels: FuseSchool, Cognito, Freesciencelessons

Past paper questions: via your teacher

Revision guides: CGP (available in shops), Collins Revision books (via ParentPay)

How should I revise?

Mind maps, flash cards, bullet-point notes

Weekly CAROUSEL set via Satchelone

Past paper questions

Sociology

Exam Board: AQA
Lead teacher: Ms Kritz
ekritz@williamellis.camden.sch.uk

Exam 1 date duration: 1 hour 45 min

Content:
Research methods, family and education

Exam 2 duration: 1 hour 45 min

Content:
Research methods, Crime & Deviance and Social Stratification

Where can I find the right revision resources?

- Students have received revision guides in class (also on Satchel)
- Seneca for knowledge questions
- Practice questions on Satchel (in the 'exam bible document')
- Past papers - <https://www.aqa.org.uk/subjects/sociology/gcse/sociology-8192/assessment-resources>
- Tutor2U websites
- <https://www.amazon.co.uk/GCSE-Sociology-Revision-Practice-Collins/dp/0008227454>
(the best revision guide, includes lots of questions)

How should I revise?

- Ensure flash cards are up to date with all key terms, sociologists and research methods (in their revision guides)
- Once flash cards are made, complete lots of questions (especially 12 markers)
- Use the AQA website for past papers:
- <https://www.aqa.org.uk/subjects/sociology/gcse/sociology-8192/assessment-resources>

All subject specifications and past papers are available online from the exam boards' websites

Edexcel: <https://qualifications.pearson.com/en/about-us/qualification-brands/edexcel.html>

AQA: <https://www.aqa.org.uk/>

OCR: <https://www.ocr.org.uk>

WJEC: <https://www.wjec.co.uk/>

